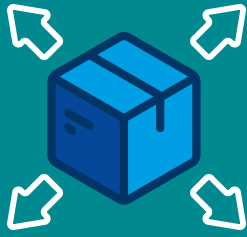




**PELLET**

Le soutien au quotidien

2025



1.5
million
products delivered
every year

1,500
sales outlets
in France and internationally



Over **30**
sales agents
in France
and abroad

2 sites
in France


Head office at Chaponnay (69)
Production plant in La Ricamarie (42)



ISO 9001
certification



over **900**
references



Materials yard of
2,000m²

over **85%** of products





Founded over 100 years ago, Pellet ASC has established itself as a leading French manufacturer specialising in the design and manufacture of sanitary equipment and accessories in the field of Comfort and Safety. Our company embodies French excellence by combining innovation, craftsmanship and social and environmental commitment.

PRM products: Accessibility for All

At Pellet ASC, we are proud to contribute to the creation of a more inclusive world by offering products adapted for people with reduced mobility (PRM). We offer not only practical but also aesthetic solutions, allowing everyone to live an independent and fulfilling life. We are committed to pushing the boundaries of accessibility to create comfortable, safe and functional spaces for all.

Support on a daily basis

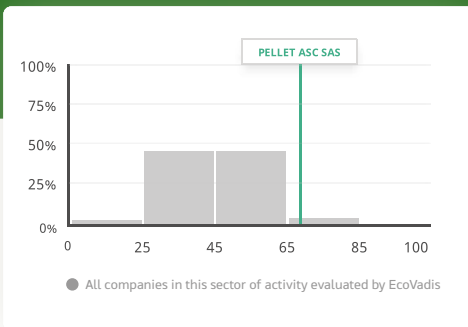
We are dedicated to creating solutions that improve daily life. Whether in residential spaces, healthcare facilities, or public spaces, our products are designed with a user-centric approach, combining functionality, aesthetics, and durability. Going beyond simply providing sanitary equipment and accessories, Pellet ASC is committed to providing ongoing support to its customers. Our dedicated team is ready to support our customers throughout the process, from design to installation, ensuring a smooth and hassle-free experience. We consider each project as an opportunity to create lasting partnerships and to contribute to the improvement of living spaces.



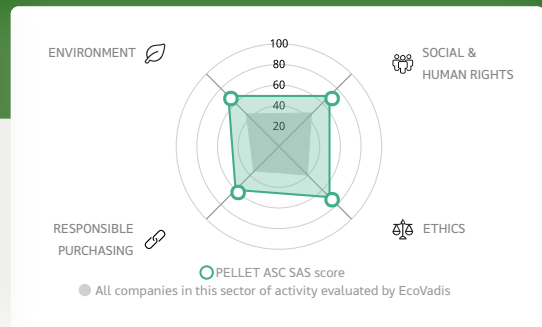
PELLET ASC has been contributing to the societal dimension of the market by integrating a responsible approach on both a human and environmental level for several years. The maturity of our CSR system is audited every year by an independent organisation.



We have won the silver medal from ECOVADIS, a CSR assessment platform that aims to rate the quality of a company's CSR management system through its policies, actions implemented and results. PELLET ASC's overall score has increased thanks to the implementation of additional policies. In 2024, our company obtained an overall score of 69/100. This achievement places our company among the top 15% of companies assessed by ECOVADIS.



Breakdown of overall scores



Comparison of theme scores



We are members of, and signatories to the ten principles of **the United Nations Global Compact.**



Human rights

1. Support and respect the protection of internationally proclaimed human rights.
2. Make sure of not being complicit in human rights abuses.



Environment

7. Apply a precautionary approach to environmental challenges.
8. Undertake initiatives to promote greater environmental responsibility.
9. Encourage the development and diffusion of environmentally friendly technologies.



International labour standards

3. Uphold the freedom of association and the effective recognition of the right to collective bargaining.
4. Contribute to the elimination of all forms of forced and compulsory labour.
5. Contribute to the effective abolition of child labour.
6. Contribute to the elimination of discrimination in respect of employment and occupation.



Fight against corruption

10. Work against corruption in all its forms, including extortion and bribery.

Our company's environmental policy is part of a **continuous improvement** approach

We want to be a responsible manufacturer...

- ... By pursuing our efforts in **waste management**
- ... By ensuring that manufacturing processes do not adversely affect the **environment**
- ... By measuring **environmental performance**
- ... In line with the **standards** and **laws** in force in the sanitary market

Contents



Seats

08

ARISIS SEATS	10
RITMO SEATS	13
ARISIS ÉVOLUTION	14
CLASSIC SEATS	26
ERGONOMIC SEATS	30
SHOWER STOOLS	32
BATHTUB SEATS	35

Bars

36

ALUMINIUM		NYLON	
ARISIS	38	ERGOLIFE	65
ARISIS KIT	50	CHROME-PLATED BRASS	69
CLASSIC	56	STAINLESS STEEL	74
ANTIBACTERIAL	62	STEEL	
SOFT	64	MANA	78

Shower & toilet area

80

BATHTUB REPLACEMENT KIT	82
SHOWER TRAYS	100
CURTAIN RODS & CURTAINS	104
ALCOVES	110
WASHBASINS	112

Accessories

110

ALUR	116	DUROFORT	138
ARISIS	122	CLASSIC	140
CUBIC	124	TOILET SEAT RISERS	145
PURE	126	MIRRORS &	
FIL	128	MIRROR SUPPORTS	146
LOFT	130	HAIR DRYERS	149
STYLE	134		
TRIOLO	136		

Shared spaces

146

WASHBASIN TOPS AND WASHBASIN SUPPORTS	153
PAPER TOWEL DISPENSERS	172
TOILET PAPER DISPENSERS	174
SOAP DISPENSERS	178
HAND DRYERS	180

Information

184

LABORATORY TESTS AND CE STANDARD	186
USE FUNCTIONS	187
MAPRIMEADAPT'	190
DISPLAY PANELS	192
GENERAL TERMS AND CONDITIONS OF SALE & CONTACTS	202





Seats

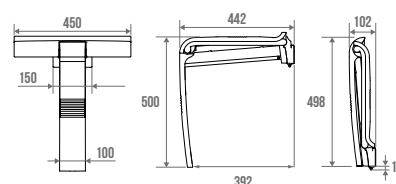
ARSIS SEATS	10
RITMO SEATS	13
ARSIS ÉVOLUTION	14
CLASSIC SEATS	26
ERGONOMIC SEATS	30
SHOWER STOOLS	32
BATHTUB SEATS	35



ARSIS seat

Retractable shower seat with automatic stand. Can be released quickly from its wall bracket and is interchangeable with the shower shelf (p.12). Large ergonomic polymer seat. Aluminium base. Standardised height 500 mm. Can be locked on the wall bracket with the red locking pin. Concealed fixings.

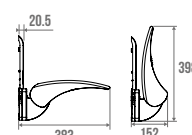
COLOURS	REF.	€	MAX. WEIGHT	PRICE EXCL. VAT
WHITE SEAT				
White leg	047730	✓	150 kg	€253.88
Quartz leg	047752			€368.00
Matt Wood leg	047725			€442.45
Matt Grey leg	047731			€271.83
BLACK SEAT				
Matt Black Leg - Full Black	047750	✓	150 kg	€305.45
ANTHRACITE SEAT				
Quartz leg	047751	✓	150 kg	€368.00
Matt Grey leg	047734			€278.60
Anthracite leg	047729			€278.65
Matt Wood leg	047728			€442.45
Oxide leg	047749			€368.00



Flip-up armrest

Polymer flip-up armrest. Can be fixed or removable with the addition of the plate kit ref. 044110 (p.25). Maximum weight: 80 kg. Sold individually.

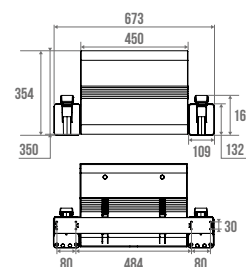
COLOURS	REF.	PRICE EXCL. VAT
White	047710	€88.68
White & Grey	047711	
Anthracite	047713	€95.50



Backrest + 2 armrests

The set includes: 1 backrest, 2 armrests, 1 wall rail, 2 adapter plates and 2 locks. Removable. Rail cover not included. To be combined with ARSIS shower seats. See ARSIS Évolution (p.14).

COLOURS	REF.	PRICE EXCL. VAT
White	047720	€340.98
White & Grey	047721	
Anthracite	047723	€354.53



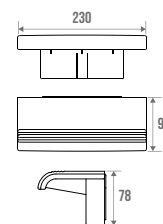


Shelf interchangeable with the seat p. 11 or p.13

ARSIS quick-release shower shelf

230 x 97 x 78 mm **quick-release and interchangeable** shower shelf.
Can be clipped on instead of the ARSIS / RITMO shower seat (not supplied).
Shelf sold without the wall bracket. Suitable for hotel use.

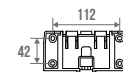

COLOURS	REF.	PRICE EXCL. VAT
Matt black - Full Black	047733	€29.38
White	047735	
Anthracite	047739	



ARSIS wall bracket

Wall bracket for ARSIS quick-release shelf.
Included when purchasing an ARSIS or RITMO seat.

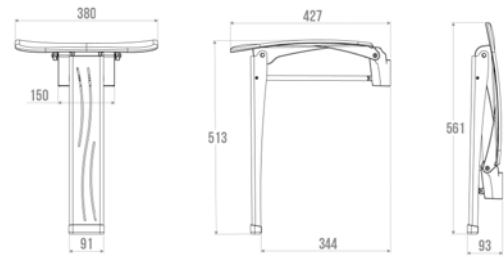
COLOURS	REF.	PRICE EXCL. VAT
White	047741	€16.48



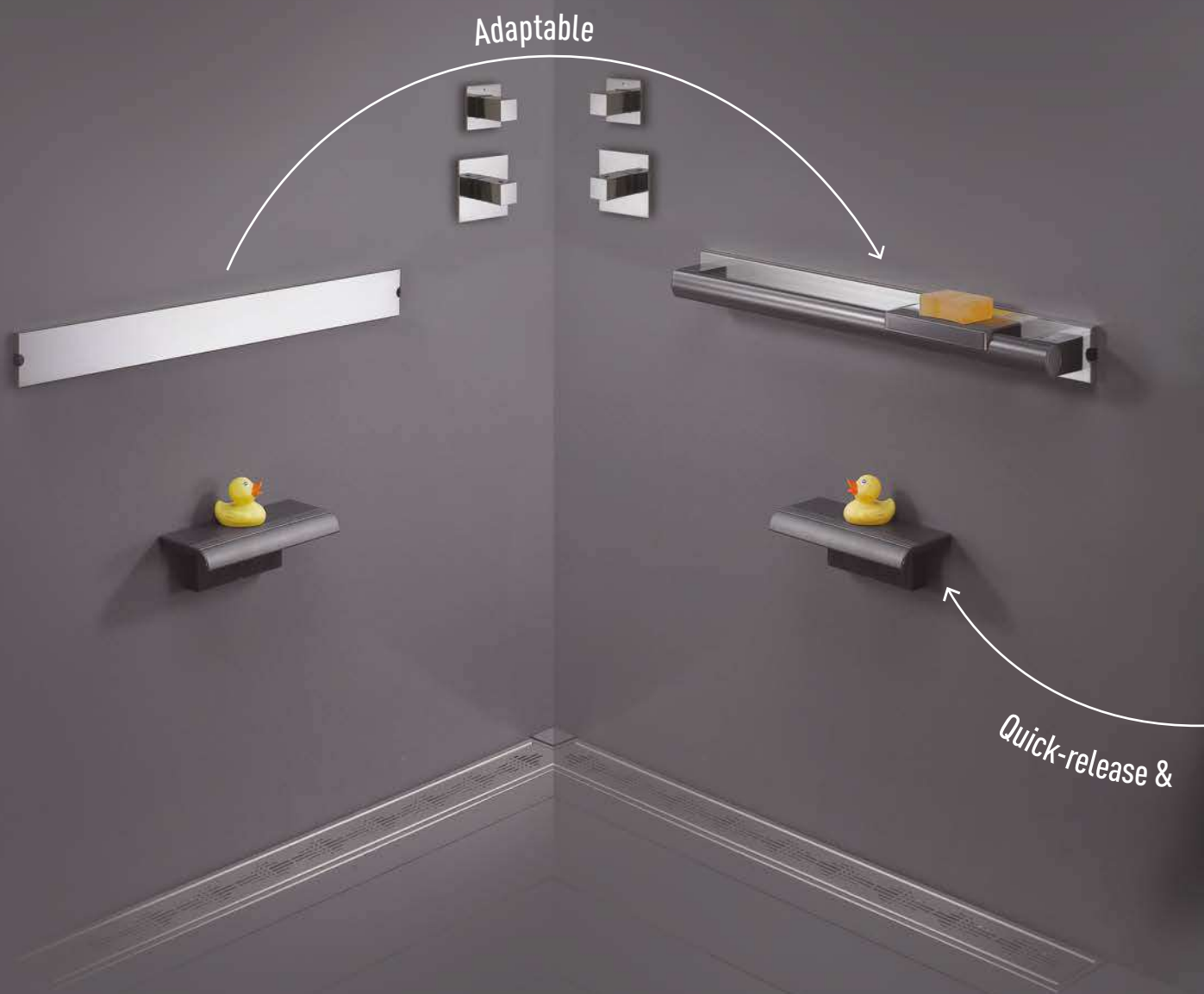
RITMO seat

Compact retractable shower seat **with automatic stand**. Ergonomic seat made of **Reklite**, a thermo-compressed composite resin reinforced by a mineral filler and dyed in the mass. Aluminium base. Standardised height 500 mm.

COLOURS	REF.	CE	MAX. WEIGHT	PRICE EXCL. VAT
White	047930	✓	150 kg	€239.00



Modular, adaptable and aesthetic



Composed of removable and interchangeable accessories, this range allows you to transform your bathroom easily according to your needs, without any building works.

This modular and adaptable range with a system on which the components are clipped, offers a refined and non-stigmatising design.



Évolution¹⁵



ARSIS Évolution 100



Classic 100

COMPONENTS	REF.	PRICE EXCL. VAT
RAIL + COVER 100		
Glossy anodised / White	044010	€51.56
Glossy anodised / Anthracite	044013	
WALL MOUNT FOR SHELF		
White	047741	€16.48
SHOWER SHELF		
White	047735	€29.38
Anthracite	047739	
Matt black - Full Black	047733	

Accessible 100

COMPONENTS	REF.	PRICE EXCL. VAT
RAIL + COVER 100		
Glossy anodised / White	044010	€51.56
Glossy anodised / Anthracite	044013	
SHOWER SEAT		
White	047730	€253.88
White / Grey	047731	€271.83
Anthracite	047729	€278.65
Anthracite / Grey	047734	€278.60
Other colours	Ref. and price p.11	



Comfort 100

COMPONENTS	REF.	PRICE EXCL. VAT
PLATE KIT		
White	044110	€51.56
Anthracite	044113	
ARMREST		
White	047710	€88.68
White / Grey	047711	
Anthracite	047713	€95.50
SHOWER SEAT		
White	047730	€253.88
White / Grey	047731	€271.83
Anthracite	047729	€278.65
Anthracite / Grey	047734	€278.60
Other colours	Ref. and price p.11	

Safety 100

COMPONENTS	REF.	PRICE EXCL. VAT
PLATE KIT		
White	044110	€51.56
Anthracite	044113	
FLIP-UP BAR		
White	048660	€255.10
White / Matt chrome-plated	048960	€293.95
Anthracite / Chrome-plated	048760	€306.90
SHOWER SEAT		
White	047730	€253.88
White / Grey	047731	€271.83
Anthracite	047729	€278.65
Anthracite / Grey	047734	€278.60
Other colours	Ref. and price p.11	

Flip-up bar with integrated stand, see page 49.



ARSIS Évolution 400



€28.




Classic 400

COMPONENTS	REF.	PRICE EXCL. VAT
RAIL + COVER 400		
Glossy anodised / White	044040	€85.91
Glossy anodised / Anthracite	044043	
WALL MOUNT FOR SHELF		
White	047741	€16.48
SHOWER SHELF		
White	047735	€29.38
Anthracite	047739	
Matt black - Full Black	047733	

Accessible 400

COMPONENTS	REF.	PRICE EXCL. VAT
RAIL 400		
Glossy anodised	044240	€42.96
REMOVABLE GRAB BAR		
White / Glossy anodised	044840	€85.91
Anthracite / Glossy anodised	044843	
WALL MOUNT FOR SHELF		
White	047741	€16.48
SHOWER SHELF		
White	047735	€29.38
Anthracite	047739	
Matt black - Full Black	047733	



Comfort 400

COMPONENTS	REF.	PRICE EXCL. VAT
RAIL 400		
Glossy anodised	044240	€42.96
BACKREST		
White	044720	€54.80
Anthracite	044723	
SHOWER SEAT		
White	047730	€253.88
White / Grey	047731	€271.83
Anthracite	047729	€278.65
Anthracite / Grey	047734	€278.60
Other colours	Ref. and price p.11	

Safety 400

COMPONENTS	REF.	PRICE EXCL. VAT
RAIL + COVER 400		
Glossy anodised / White	044040	€85.91
Glossy anodised / Anthracite	044043	
SHOWER SEAT		
White	047730	€253.88
White / Grey	047731	€271.83
Anthracite	047729	€278.65
Anthracite / Grey	047734	€278.60
Other colours	Ref. and price p.11	



ARSIS Évolution 500



Classic 500

COMPONENTS	REF.	PRICE EXCL. VAT
RAIL + COVER 500		
Glossy anodised / White	044050	€101.67
Glossy anodised / Anthracite	044053	
WALL MOUNT FOR SHELF		
White	047741	€16.48
SHOWER SHELF		
White	047735	€29.38
Anthracite	047739	
Matt black - Full Black	047733	

Accessible 500

COMPONENTS	REF.	PRICE EXCL. VAT
RAIL 500		
Glossy anodised	044250	€54.39
REMOVABLE GRAB BAR		
White / Glossy anodised	044850	€91.62
Anthracite / Glossy anodised	044853	
WALL MOUNT FOR SHELF		
White	047741	€16.48
SHOWER SHELF		
White	047735	€29.38
Anthracite	047739	
Matt black - Full Black	047733	



Comfort 500

COMPONENTS	REF.	PRICE EXCL. VAT
RAIL 500		
Glossy anodised	044250	€54.39
BACKREST		
White	044720	€54.80
Anthracite	044723	
PLATE		
White	044710	€48.67
Anthracite	044713	
ARMREST		
White	047710	€88.68
White / Grey	047711	
Anthracite	047713	€95.50
SHOWER SEAT		
White	047730	€253.88
White / Grey	047731	€271.83
Anthracite	047729	€278.65
Anthracite / Grey	047734	€278.60
Other colours	Ref. and price p.11	

Safety 500

COMPONENTS	REF.	PRICE EXCL. VAT
RAIL 500		
Glossy anodised	044250	€54.39
BACKREST		
White	044720	€54.80
Anthracite	044723	
PLATE		
White	044710	€48.67
Anthracite	044713	
FLIP-UP BAR		
White	048660	€255.10
White / Matt chrome-plated	048960	€293.95
Anthracite / Chrome-plated	048760	€306.90
SHOWER SEAT		
White	047730	€253.88
White / Grey	047731	€271.83
Anthracite	047729	€278.65
Anthracite / Grey	047734	€278.60
Other colours	Ref. and price p.11	

Flip-up bar with integrated stand, see page 49.



ARSIS Évolution 600



Classic 600

COMPONENTS	REF.	PRICE EXCL. VAT
RAIL + COVER 600		
Glossy anodised / White	044060	€113.10
Glossy anodised / Anthracite	044063	
WALL MOUNT FOR SHELF		
White	047741	€16.48
SHOWER SHELF		
White	047735	€29.38
Anthracite	047739	
Matt black - Full Black	047733	

Accessible 600

COMPONENTS	REF.	PRICE EXCL. VAT
RAIL 600		
Glossy anodised	044260	€60.16
REMOVABLE GRAB BAR		
White / Glossy anodised	044860	€100.22
Anthracite / Glossy anodised	044863	
WALL MOUNT FOR SHELF		
White	047741	€16.48
SHOWER SHELF		
White	047735	€29.38
Anthracite	047739	
Matt black - Full Black	047733	



Comfort 600

COMPONENTS	REF.	PRICE EXCL. VAT
BACKREST + 2 ARMRESTS		
White	047720	€340.98
White / Grey	047721	
Anthracite	047723	€354.53
SHOWER SEAT		
White	047730	€253.88
White / Grey	047731	€271.83
Anthracite	047729	€278.65
Anthracite / Grey	047734	€278.60
Other colours	Ref. and price p.11	

Safety 600

COMPONENTS	REF.	PRICE EXCL. VAT
RAIL 600		
Glossy anodised	044260	€60.16
BACKREST		
White	044720	€54.80
Anthracite	044723	
PLATE		
White	044710	€48.67
Anthracite	044713	
FLIP-UP BAR		
White	048660	€255.10
White / Matt chrome-plated	048960	€293.95
Anthracite / Chrome-plated	048760	€306.90
SHOWER SEAT		
White	047730	€253.88
White / Grey	047731	€271.83
Anthracite	047729	€278.65
Anthracite / Grey	047734	€278.60
Other colours	Ref. and price p.11	

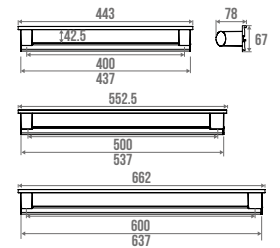
Flip-up bar with integrated stand, see page 49.



Removable grab bar

Ø 38 x 25 mm elliptical aluminium tube for **optimum grip**. Supplied with 2 locks. Fixing these bars requires the corresponding rail of the same length ref. 044240, 044250 or 044260.

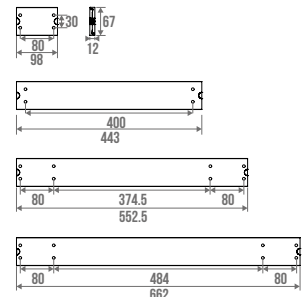
COLOURS	REF.	CE	MAX. WEIGHT	PRICE EXCL. VAT
ANODISED & ANTHRACITE				
443 mm	044843	✓	150 kg	€85.91
552.5 mm	044853			€91.62
662 mm	044863			€100.22
ANODISED & WHITE				
443 mm	044840	✓	150 kg	€85.91
552.5 mm	044850			€91.62
662 mm	044860			€100.22



Rail & cover

Supplied with locks.

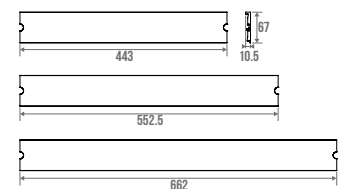
COLOURS	REF.	PRICE EXCL. VAT
GLOSSY ANODISED / WHITE LOCKS		
98 mm	044010	€51.56
443 mm	044040	€85.91
552.5 mm	044050	€101.67
662 mm	044060	€113.10
GLOSSY ANODISED / ANTHRACITE LOCKS		
98 mm	044013	€51.56
443 mm	044043	€85.91
552.5 mm	044053	€101.67
662 mm	044063	€113.10



Cover

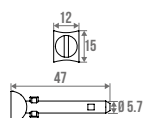
Hides the fixing rail.

COLOURS	REF.	PRICE EXCL. VAT
GLOSSY ANODISED		
443 mm	044340	€38.68
552.5 mm	044350	€45.84
662 mm	044360	€51.56



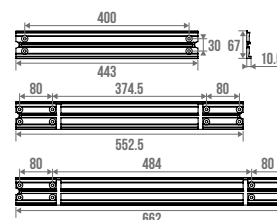
Locks

COLOURS	REF.	PRICE EXCL. VAT
White	044700	€10.05
Anthracite	044703	



Fixing rail

COLOURS		REF.	PRICE EXCL. VAT
GLOSSY ANODISED			
443 mm	Used to clip: Backrest or grab bar 443 mm	044240	€42.96
552.5 mm	Used to clip: 1 grab bar 552 mm or 1 backrest + 1 armrest or 1 backrest + 1 flip-up bar	044250	€54.39
662 mm	Used to clip: 1 grab bar 662 mm 1 backrest + 2 armrests or 1 backrest + 2 flip-up bars	044260	€60.16



Backrest

2 heights to choose from. Supplied separately. Requires a rail.

COLOURS	REF.	PRICE EXCL. VAT
White	044720	€54.80
Anthracite	044723	

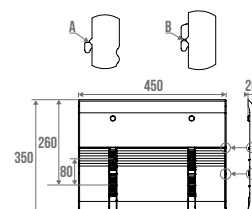
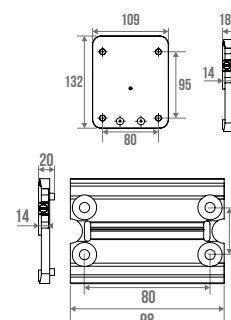


Plate kit

Complete kit to make an armrest or flip-up bar removable. Contains: 1 fixing rail + 1 adapter plate + 1 cover + 2 locks

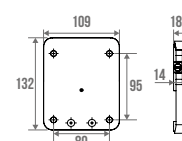
COLOURS	REF.	PRICE EXCL. VAT
Anodised / White	044110	€83.02
Anodised / Anthracite	044113	



Adapter plate & locks

Allows you to make an armrest or flip-up bar removable if the rail is already fixed to the wall. Sold separately.

COLOURS	REF.	PRICE EXCL. VAT
White	044710	€48.67
Anthracite	044713	

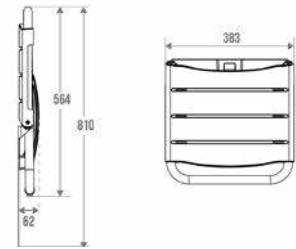
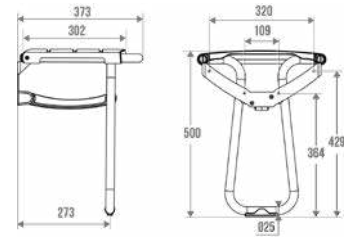




AVAILABLE 2ND QUARTER OF 2025 **New****Classic seat**

One-piece seat with polypropylene grooves. Retractable with automatic stand.
Aluminium tube. Standardised height 500 mm. With pads.

COLOURS	REF.	CE	MAX. WEIGHT	PRICE EXCL. VAT
White	047630	✓	150 kg	€172.59
Black	047635			€189.00



ZERO

COMFORT
COMPACTNESS
TRUST

COMPROMISE

- **MORE COMFORT** Wider and more flexible seat
- **MORE COMPACT** Only **62 mm** of space required when folded
- **MORE ROBUST** Tested at **500 kg** for use with complete confidence
- **ECO-FRIENDLY** **-38%** CO₂* emissions

*compared to the slatted seat (p.28)



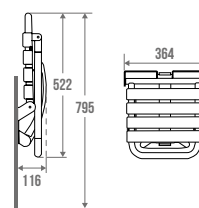
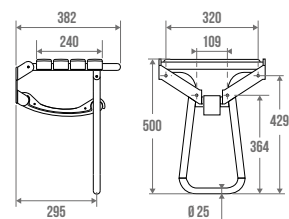


Associated bars p.56

Slatted seat

Standard seat with 4 polypropylene slats. **Retractable with automatic stand.**
Aluminium tube. Standardised height 500 mm. With pads.

COLOURS	REF.	€	MAX. WEIGHT	PRICE EXCL. VAT
White & Grey chrome-plated	047631	✓	150 kg	€204.35
Taupe & Grey chrome-plated	047629			€205.35
Grey & Grey chrome-plated	047642			

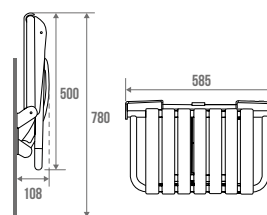
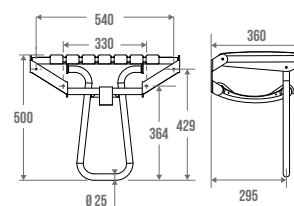




Large size slatted seat

Large size seat with 7 polypropylene slats. Retractable with automatic stand.
Aluminium tube. Standardised height 500 mm. With pads.

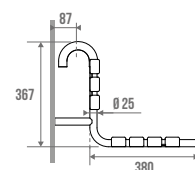
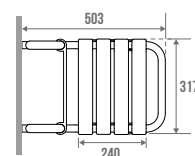
COLOURS	REF.	CE	MAX. WEIGHT	PRICE EXCL. VAT
White & White	047632	✓	300 kg	€240.23
White & Grey chrome-plated	047633			€287.25
Taupe & Grey chrome-plated	047634			€288.60
Grey & Grey chrome-plated	047643			



Suspended shower seat

White epoxy-coated steel tube. To be installed on a \varnothing 30 or \varnothing 32 mm grab bar with a length of 400 mm to 800 mm (aluminium, brass, stainless steel).
Seat sold separately.

COLOURS	REF.	MAX. WEIGHT	PRICE EXCL. VAT
White epoxy-coated	047534	90 kg	€247.45



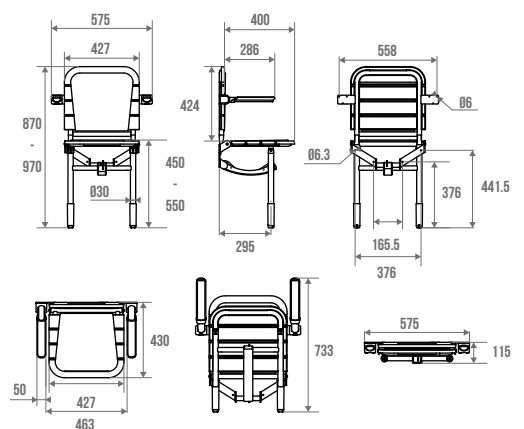


Ergonomic height-adjustable seat

Wide seat with 4 curved polypropylene slats. Aluminium feet height-adjustable by 10 cm with soft pads. Adapts to the slope of the shower tray. Retractable seat, compact when folded.

Available **with or without** grey polyurethane cushion; **with or without backrest and flip-up armrests**.

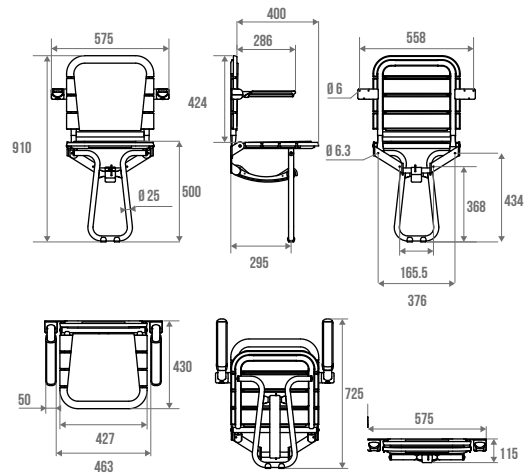
COLOURS	REF.	CE	MAX. WEIGHT	PRICE EXCL. VAT
WHITE WITHOUT CUSHION				
Seat alone	047836	✓	150 kg	€202.36
WHITE WITH GREY CUSHION				
Seat, backrest and armrests	047825	✓	150 kg	€421.12
Seat alone	047835			€219.98



Ergonomic fixed-height seat

Wide seat with 4 curved polypropylene slats. Fixed aluminium leg. Retractable seat, with stand, compact when folded. Available **with** grey polyurethane **cushion; with or without backrest and flip-up armrests.**

COLOURS	REF.	CE	MAX. WEIGHT	PRICE EXCL. VAT
WHITE WITH GREY CUSHION				
Seat alone	047830	✓	150 kg	€207.41
Seat, backrest and armrests	047820	✓	150 kg	€395.98

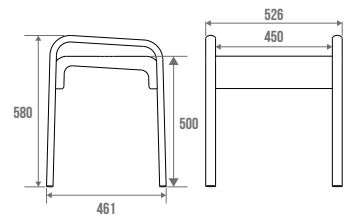




ARSIS shower stool

Large size ergonomic polymer seat. 2 handles for support and lifting.
38 x 25 mm elliptical aluminium tube for **optimum grip.**
Delivered unassembled with screws.

COLOURS	REF.	€	MAX. WEIGHT	PRICE EXCL. VAT
White & White	047770	✓	150 kg	€263.82
White & Matt grey	047771			€284.12
Anthracite & Matt grey	047774			€304.42

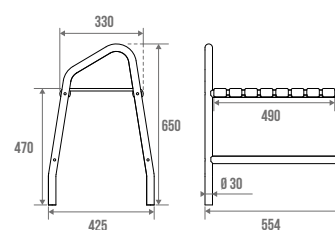
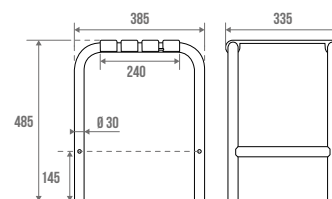




Slatted shower stool

Standard seat with 4 slats or large size seat with 7 polypropylene slats. Aluminium tube legs with **4 non-slip plastic pads**. Delivered unassembled.

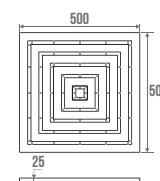
COLOURS	REF.	MAX. WEIGHT	PRICE EXCL. VAT
WHITE & WHITE			
Standard seat	047650	140 kg	€143.90
Large size seat	047678		€226.50
TAUPE & GREY CHROME-PLATED			
Standard seat	047652	140 kg	€180.04
Large size seat	047679		€276.24



Duckboards

White plastic duckboard 500 x 500 mm, thickness 25 mm.

COLOURS	REF.	PRICE EXCL. VAT
White	047501	€40.86

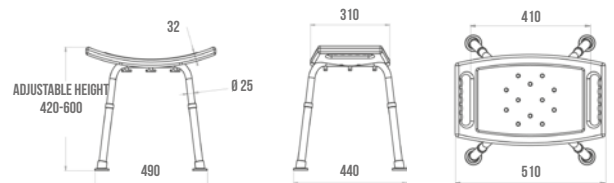




Ergonomic shower stool

Large size ergonomic polypropylene seat with water drainage holes. Non-slip and height-adjustable aluminium **feet** (8 positions). Delivered unassembled.

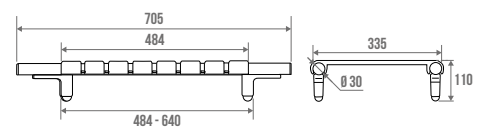
COLOURS	REF.	MAX. WEIGHT	PRICE EXCL. VAT
White	047670	135 kg	€80.50



Bathtub board

Adjustable board for bathtubs with inside width between 484 mm and 640 mm. 8 polypropylene slats.

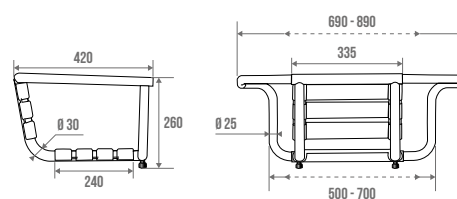
COLOURS	REF.	MAX. WEIGHT	PRICE EXCL. VAT
White	047610	140 kg	€145.61



Adjustable bathtub seat with backrest

Adjustable bathtub seat for inside width between 500 and 700 mm.
7 polypropylene slats. 4 plastic protective pads.

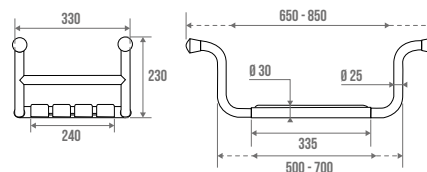
COLOURS	REF.	MAX. WEIGHT	PRICE EXCL. VAT
White	047640	140 kg	€235.47




Adjustable bathtub seat

Adjustable bathtub seat for inside width between 500 and 700 mm. 4 polypropylene slats. 4 plastic protective pads.

COLOURS	REF.	MAX. WEIGHT	PRICE EXCL. VAT
White	047620	140 kg	€190.13







Bars

ALUMINIUM

ARSIS	38
ARSIS KIT	50
CLASSIC	56
ANTIBACTERIAL	62
SOFT	64

NYLON

ERGOLIFE	65
----------	----

CHROME-PLATED BRASS

69

STAINLESS STEEL

74

STEEL

MANA	78
------	----






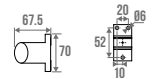
Arsis



ARSIS straight bar

38 x 25 mm elliptical aluminium tube for **optimum grip**. Polymer fixing caps. Check out associated seats p.11.

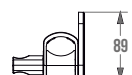
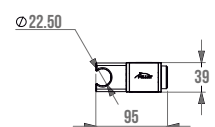
COLOURS	REF.	CE	MAX. WEIGHT	PRICE EXCL. VAT
WHITE				
A = 400 mm B = 437 mm	049840	✓	150 kg	€53.85
A = 500 mm B = 537 mm	049850			€56.42
A = 600 mm B = 637 mm	049860			€61.93
A = 800 mm B = 837 mm	049880		120 kg	€69.65
A = 1000 mm B = 1037 mm	049890		100 kg	€85.45
WHITE & MATT CHROME-PLATED				
A = 400 mm B = 437 mm	049940	✓	150 kg	€67.96
A = 500 mm B = 537 mm	049950			€70.53
A = 600 mm B = 637 mm	049960			€76.04
A = 800 mm B = 837 mm	049980		120 kg	€84.10
A = 1000 mm B = 1037 mm	049990		100 kg	€98.60
ANTHRACITE				
A = 400 mm B = 437 mm	049741	✓	150 kg	€58.25
A = 600 mm B = 637 mm	049761			€68.65
GLOSSY ANODISED				
A = 400 mm B = 437 mm	049641	✓	150 kg	€97.10
A = 600 mm B = 637 mm	049661			€110.05



Sliding handheld shower head holder

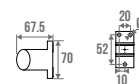
Polymer support.
Can be fitted on all Arsis bars.

COLOURS	REF.	PRICE EXCL. VAT
White	045315	€42.53
Anthracite	045318	




ARSIS straight bar

38 x 25 mm elliptical aluminium tube for **optimum grip**. Polymer fixing caps. Check out associated seats p.11.



COLOURS	REF.	€	MAX. WEIGHT	PRICE EXCL. VAT
QUARTZ & ANTHRACITE				
A = 400 mm B = 437 mm	049441	✓	150 kg	€91.25
MATT WOOD & WHITE				
A = 400 mm B = 437 mm	049445	✓	150 kg	€149.45
MATT WOOD & ANTHRACITE				
A = 400 mm B = 437 mm	049448	✓	150 kg	€149.45
OXIDE & ANTHRACITE				
A = 400 mm B = 437 mm	049449	✓	150 kg	€91.25
QUARTZ & WHITE				
A = 400 mm B = 437 mm	049542	✓	150 kg	€91.25
MATT BLACK - FULL BLACK				
A = 400 mm B = 437 mm	049541	✓	150 kg	€73.00
A = 600 mm B = 637 mm	049561			€81.20



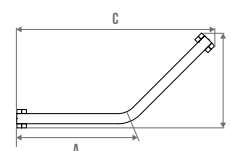
ARSIS 135° angled bar

38 x 25 mm elliptical aluminium tube for **optimum grip**. Polymer fixing caps. **Suitable for all use functions.**

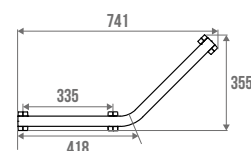
COLOURS	REF.	€	MAX. WEIGHT	PRICE EXCL. VAT
WHITE				
200 x 200 mm	049832	✓	150 kg	€68.60
400 x 400 mm	049833			€77.55
400 x 400 mm. 3 fixing points.	049835			€108.99
WHITE & MATT CHROME-PLATED				
200 x 200 mm	049932	✓	150 kg	€84.15
400 x 400 mm	049933			€92.00
400 x 400 mm. 3 fixing points.	049935			€125.66
ANTHRACITE				
200 x 200 mm	049732	✓	150 kg	€73.20
400 x 400 mm. 3 fixing points.	049735			€117.80
GLOSSY ANODISED				
200 x 200 mm	049632	✓	150 kg	€112.65
400 x 400 mm. 3 fixing points.	049635			€161.85
MATT BLACK - FULL BLACK				
400 x 400 mm. 3 fixing points.	049535	✓	150 kg	€129.80



2 fixing points



3 fixing points



Arsis shelf

234 x 110 mm. Compatible with ARSIS bars only.

COLOURS	REF.	PRICE EXCL. VAT
White	047747	€27.51





-  WHITE
-  WHITE AND MATT CHROME-PLATED
-  GLOSSY ANODISED
-  ANTHRACITE
-  MATT BLACK - FULL BLACK

T- or L-shaped grab bar

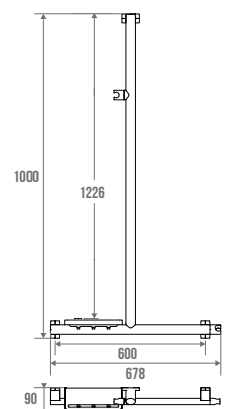
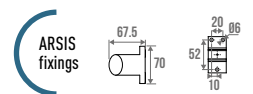
38 x 25 mm elliptical tube for optimum grip.

Modular: vertical bar convertible to T- or L-shape during initial assembly.

Once the bar is mounted, the selected configuration is permanent.

Included: 1 shower shelf with hooks and 2 rotating handheld shower head holders (1 sliding and 1 fixed).

COLOURS	REF.	€ €	MAX. WEIGHT	PRICE EXCL. VAT
White	049820	✓	150 kg	€181.80
White & Matt chrome-plated	049920			€198.80
Anthracite	049721			€192.95
Glossy anodised	049621			€278.40
Matt black - Full Black	049521			€215.60



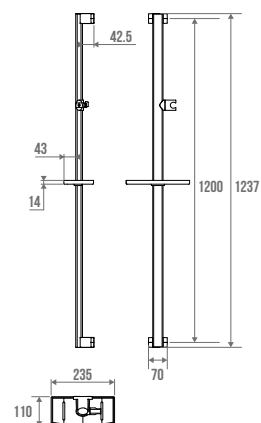


Shower support bar

38 x 25 mm elliptical tube for **optimum grip**.

Included: 1 sliding rotating handheld shower holder and 1 ARSIS shower shelf.

COLOURS	REF.	CE	MAX. WEIGHT	PRICE EXCL. VAT
White	049819	✓	75 kg	€138.27
White & Matt chrome-plated	049919			€150.85
Anthracite	049719			€140.80
Glossy anodised	049619			€165.95





ARSIS 2-wall corner grab and support bar

38 x 25 mm elliptical tube for **optimum grip**.

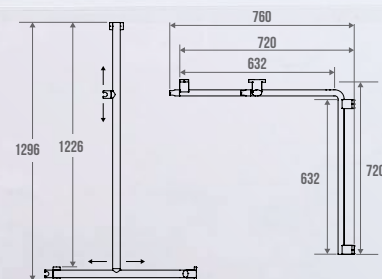
Modular: vertical bar can be positioned freely, during initial assembly.

Once the bar is mounted, this positioning is permanent.

Included: 2 rotating handheld shower head holders (1 sliding and 1 fixed).

3rd fixing point to be positioned for right-hand or left-hand version.

COLOURS	REF.	€	MAX. WEIGHT	PRICE EXCL. VAT
White	049825	✓	150 kg	€261.59
White & Matt chrome-plated	049925			€281.19
Anthracite	049725			€272.95



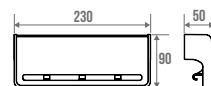
Fixed handheld shower head holder

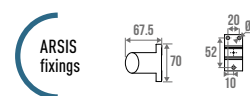
Optional shower shelf

ARSIS shower shelf

Shower shelf 3 hooks with edges to be placed. Compatible with ARSIS bars.

COLOURS	REF.	PRICE EXCL. VAT
White	047745	€27.56
Anthracite	047746	





ARSIS 2-wall corner grab bar

2-wall corner bar, symmetrical 38 x 25 mm elliptical tube for **optimum grip**. Polymer fixing caps.

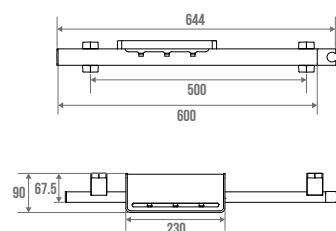
COLOURS	REF.	CE	MAX. WEIGHT	PRICE EXCL. VAT
White	049830	✓	150 kg	€163.52
White & Matt chrome-plated	049930			€183.12
Anthracite	049731			€174.60



Multifunctional shower grab bar

38 x 25 mm elliptical aluminium tube for **optimum grip**. **Included:** fixed rotating handheld shower head holder and anthracite shower shelf. Length 500 mm. Polymer fixing caps.

COLOURS	REF.	CE	MAX. WEIGHT	PRICE EXCL. VAT
Anthracite	048450	✓	150 kg	€87.76
Glossy anodised	048550			€142.76

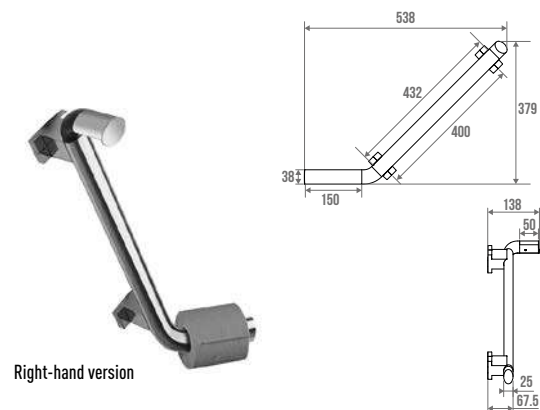




Multifunctional grab & lift bar for toilets

38 x 25 mm elliptical aluminium tube for **optimum grip**.
Built-in accessories without additional drill holes (toilet roll holder and coat hook). Ideal for small spaces. Polymer fixing caps.

COLOURS	REF.	CE	MAX. WEIGHT	PRICE EXCL. VAT
ANTHRACITE				
Left-hand version	048410	✓	150 kg	€109.70
GLOSSY ANODISED				
Right-hand version	048510	✓	150 kg	€189.42
Left-hand version	048511			




Right-hand version

Multifunctional grab bar for toilets

Bar with built-in roll holder for toilets.
38 x 25 mm elliptical aluminium tube for **optimum grip**. Polymer fixing caps.

COLOURS	REF.	CE	MAX. WEIGHT	PRICE EXCL. VAT
Anthracite	048420	✓	150 kg	€76.43
Glossy anodised	048520			€134.42



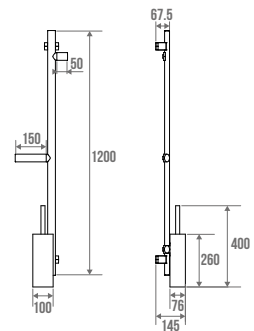


Multifunctional toilet support bar

Multifunction bar H1050 mm **with built-in toilet brush holder, roll holder and coat hook**. Elliptical tube for **optimum grip**.

Tube pre-drilled every 5 cm to mount accessories depending on the desired height and the right- or left-hand position. Polymer fixing caps.

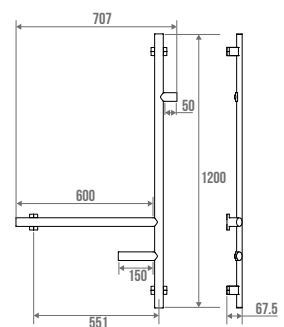
COLOURS	REF.	€	MAX. WEIGHT	PRICE EXCL. VAT
Anthracite	048440	✓	150 kg	€225.16
Glossy anodised	048540			€329.14



Multifunction L-shaped bar for toilets

Multifunction bar H1200 mm **with built-in toilet roll holder and coat hook**. Elliptical tube for **optimum grip**. Polymer fixing caps.

COLOURS	REF.	€	MAX. WEIGHT	PRICE EXCL. VAT
Anthracite	048430	✓	150 kg	€216.97
Glossy anodised	048530			€326.93



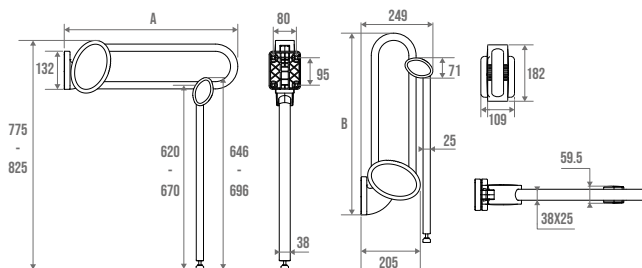


ARSIS flip-up bar

Flip-up bar with **assisted lowering**. 38 x 25 mm elliptical aluminium tube for **optimum grip**. Fixed or removable with the plate kit p.25. Polymer wall bracket, fixing caps, flanges and joints.

COLOURS	REF.	CE	MAX. WEIGHT	PRICE EXCL. VAT
WHITE				
A = 600 mm B = 629 mm	048660	✓	150 kg	€255.10
A = 770 mm B = 800 mm	048680		120 kg	€270.65
ANTHRACITE & CHROME-PLATED				
A = 600 mm B = 629 mm	048760	✓	150 kg	€306.90
A = 770 mm B = 800 mm	048780		120 kg	€310.75
WHITE & MATT CHROME-PLATED				
A = 600 mm B = 629 mm	048960	✓	150 kg	€293.95
A = 770 mm B = 800 mm	048980		120 kg	€297.85

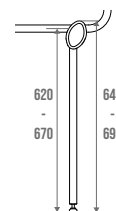
Associated seats p.11



ARSIS support stand

Support stand for flip-up bar (sold separately), aluminium tube. **Automatic stand positioning and locking**. **Height-adjustable**.

COLOURS	REF.	PRICE EXCL. VAT
White	048610	€95.80
Anthracite	048710	€99.70






ARSIS flip-up bar with stand

Flip-up bar with support stand. Ø 38 x 25 mm elliptical aluminium tube for optimum grip. **Assisted lowering of the bar, automatic stand positioning and locking.** Height adjustment of 5 cm. Fixed or removable with the plate kit p.25.

COLOURS	REF.	CE	MAX. WEIGHT	PRICE EXCL. VAT
WHITE				
A = 600 mm B = 629 mm	048661	✓	150 kg	€334.40
A = 770 mm B = 800 mm	048681			€346.80
ANTHRACITE & CHROME-PLATED				
A = 600 mm B = 629 mm	048761	✓	150 kg	€383.95
A = 770 mm B = 800 mm	048781			€390.15
WHITE & MATT CHROME-PLATED				
A = 600 mm B = 629 mm	048961	✓	150 kg	€365.35
A = 770 mm B = 800 mm	048981			€370.30



Lengths and connecting pieces
fit together and are fixed to the wall
using wall fixings.



① Hardware required



Arsis kit: for bespoke fittings

A few clicks, a few screws and it's all done thanks to the pre-drilled tubes!



Highly modular design



Fast assembly



Easy to install



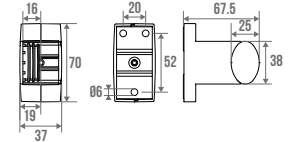
Arsis kit



Bars

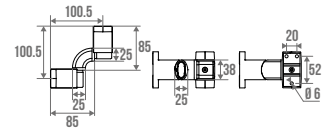
Pair of wall mounts with caps

COLOURS	REF.	PRICE EXCL. VAT
White	041800	€37.50
Anthracite	041700	€38.89



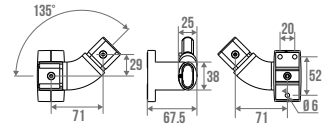
90° bend, 2-wall corner with wall fixings

COLOURS	REF.	PRICE EXCL. VAT
White	041820	€47.75
Anthracite	041720	€48.31



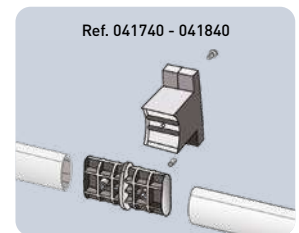
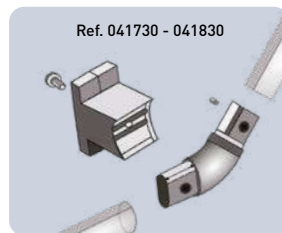
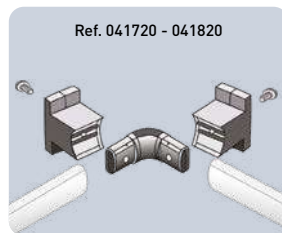
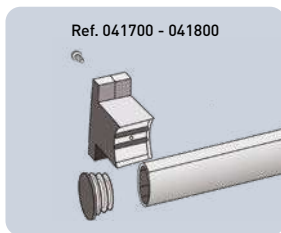
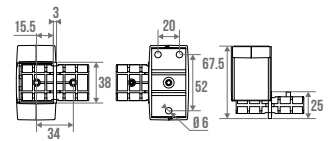
135° connecting support with wall fixing

COLOURS	REF.	PRICE EXCL. VAT
White	041830	€28.79
Anthracite	041730	€29.21



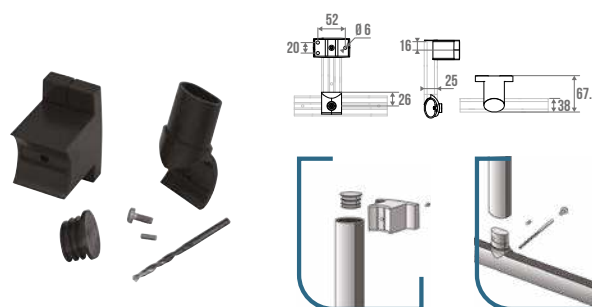
Straight connection with wall fixing

COLOURS	REF.	PRICE EXCL. VAT
White	041840	€23.80
Anthracite	041740	€24.21



T-connection with wall fixing

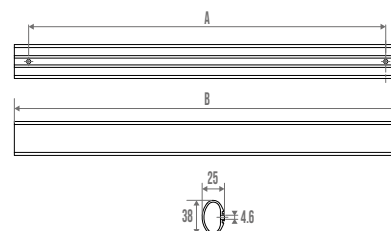
COLOURS	REF.	PRICE EXCL. VAT
White	041850	€26.89
Anthracite	041750	€28.64



Straight length

38 x 25 mm elliptical tube for **optimum grip**.

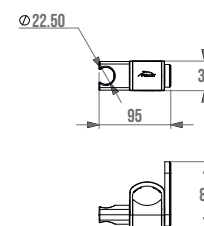
COLOURS	REF.	PRICE EXCL. VAT
WHITE		
A = 400 mm B = 432 mm	041804	€24.78
A = 600 mm B = 632 mm	041806	€31.73
A = 800 mm B = 832 mm	041808	€43.42
A = 1200 mm B = 1232 mm	041812	€51.92
ANTHRACITE		
A = 400 mm B = 432 mm	041704	€25.14
A = 600 mm B = 632 mm	041706	€32.14
A = 800 mm B = 832 mm	041708	€43.99
A = 1200 mm B = 1232 mm	041712	€52.33



Sliding handheld shower head holder

Polymer support. Can be fitted on all Arsis bars.

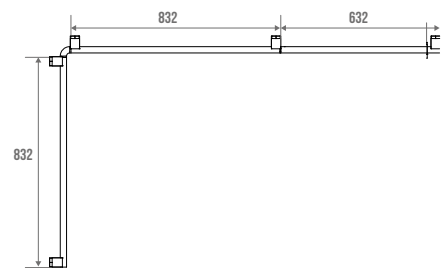
COLOURS	REF.	PRICE EXCL. VAT
White	045315	€42.53
Anthracite	045318	





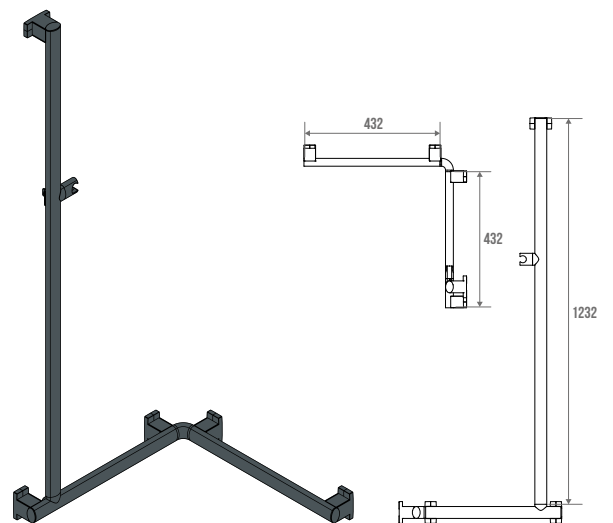
2-wall corner grab bar

DESCRIPTION	QTY	REF.	PRICE EXCL. VAT
Pair of wall mounts with caps	1	041700	€38.89
90° bend, 2-wall corner with wall fixings	1	041720	€48.31
Straight connection with wall fixing	1	041740	€24.21
Straight bar, 800 mm	2	041708	€43.99
Straight bar, 600 mm	1	041706	€32.14
COMPLETE KIT			€231.53
Optional: Shower shelf with hooks (also available in white, p.44)	1	047746	€27.56



L-shaped grab bar, 2-wall corner, for small shower

DESCRIPTION	QTY	REF.	PRICE EXCL. VAT
Pair of wall mounts with caps	1	041700	€38.89
90° bend, 2-wall corner with wall fixings	1	041720	€48.31
Straight bar, 400 mm	2	041704	€25.14
Straight bar, 1200 mm	1	041712	€52.33
T-connection with wall fixing	1	041750	€28.64
Sliding handheld shower head holder	1	045318	€42.53
COMPLETE KIT			€260.98
Optional: Shower shelf with hooks (also available in white, p.44)	1	047746	€27.56

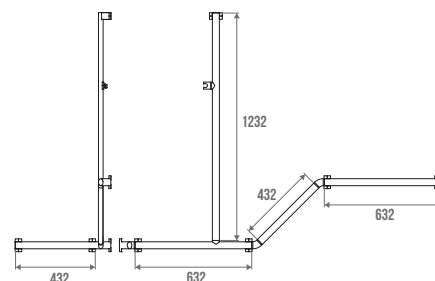


i The kits below, presented in anthracite, are also available in white. For the codes of each component, see p.52 and p.53.



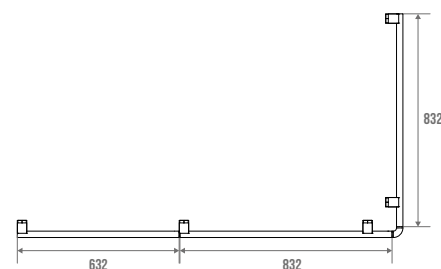
2-wall corner grab bar for bathtub

DESCRIPTION	QTY	REF.	PRICE EXCL. VAT
Pair of wall mounts with caps	1	041700	€38.89
90° bend, 2-wall corner with wall fixings	1	041720	€48.31
T-connection with wall fixing	1	041750	€28.64
Straight bar, 1200 mm	1	041712	€52.33
Straight bar, 400 mm	2	041704	€25.14
Straight bar, 600 mm	2	041706	€32.14
135° connecting support with wall fixing	2	041730	€29.21
Sliding handheld shower head holder	1	045318	€42.53
COMPLETE KIT			€383.68
Optional: Shower shelf with hooks (also available in white, p.44)	1	047746	€27.56



Outer corner handrail, 2 walls

DESCRIPTION	QTY	REF.	PRICE EXCL. VAT
Pair of wall mounts with caps	1	041700	€38.89
90° bend, 2-wall corner with wall fixings	1	041720	€48.31
Straight bar, 800 mm	2	041708	€43.99
Straight connection with wall fixing	1	041740	€24.21
Straight bar, 600 mm	2	041706	€32.14
COMPLETE KIT			€263.67





Classic

Associated seats p.26




Straight bar

Aluminium epoxy-coated straight grab bar. Diameter 30 mm.
Polymer base plates and fixing caps.

COLOURS	REF.	€	MAX. WEIGHT	PRICE EXCL. VAT
WHITE				
300 mm	049130	✓	150 kg	€36.94
400 mm	049140			€43.84
500 mm	049150			€46.40
600 mm	049160			€51.80
800 mm	049180		120 kg	€59.30
BLUE*				
300 mm	113133	✓	150 kg	€43.29
YELLOW*				
300 mm	113131	✓	150 kg	€43.29

*While stocks last

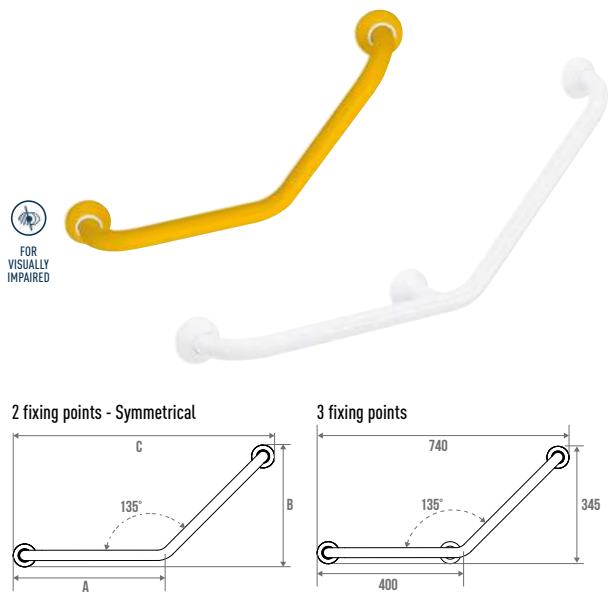


135° angled bar

Aluminium epoxy-coated 135° angled bar. Diameter 30 mm.
Available with 2 or 3 fixing points. Polymer base plates and fixing caps.

COLOURS	REF.	€	MAX. WEIGHT	PRICE EXCL. VAT
WHITE				
2 fixing points A=265 mm B=249 mm C=508 mm	049220	✓	150 kg	€57.64
2 fixing points A=400 mm B=345 mm C=740 mm	049230			€63.97
3 fixing points A=400 mm B=345 mm C=740 mm	049270			€97.61
BLUE*				
2 fixing points A=265 mm B=249 mm C=508 mm	113223	✓	150 kg	€67.53
YELLOW*				
2 fixing points A=265 mm B=249 mm C=508 mm	113221	✓	150 kg	€67.53

*While stocks last



90° angled bar

White epoxy-coated aluminium 90° angled bar. Diameter 30 mm.
2 fixing points. Polymer base plates and fixing caps.

COLOURS	REF.	MAX. WEIGHT	PRICE EXCL. VAT
White	049240	150 kg	€66.56

45° angled bar

Aluminium white epoxy-coated 45° angled bar. Diameter 30 mm.
3 fixing points. Polymer base plates and fixing caps.

	REF.	MAX. WEIGHT	PRICE EXCL. VAT
Right-hand version	049280	150 kg	€114.44
Left-hand version	049290		

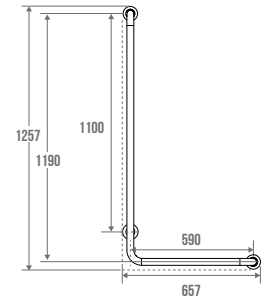




L-shaped bar

Ø 30 mm white epoxy-coated aluminium tube. **Included:** white sliding handheld shower head holder. Polymer base plates, fixing caps and handheld shower head holder

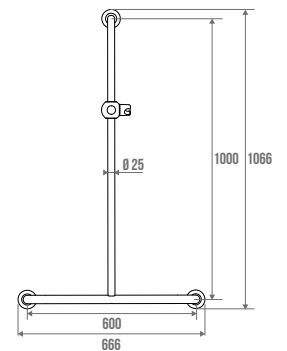

COLOURS	REF.	CE	MAX. WEIGHT	PRICE EXCL. VAT
WHITE				
Left-hand version	049390	✓	150 kg	€174.68
Right-hand version	049391			



T-shaped bar

Ø 30 mm aluminium white epoxy-coated tube. **Included:** white sliding handheld shower head holder. Polymer base plates, fixing caps and handheld shower head holder

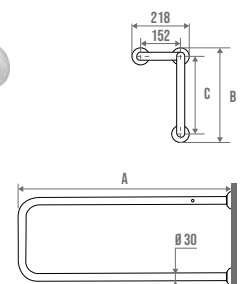

COLOURS	REF.	CE	MAX. WEIGHT	PRICE EXCL. VAT
White	049340	✓	150 kg	€170.43



U-shaped bar

White epoxy-coated aluminium U-shaped grab bar. Diameter 30 mm. Stand delivered unassembled. Right- or left-hand assembly.

COLOURS	REF.	MAX. WEIGHT	PRICE EXCL. VAT
WHITE			
A=800 mm B=366 mm C=300 mm	049370	100 kg	€124.75
A=500 mm B=266 mm C=200 mm	049380	140 kg	€118.22

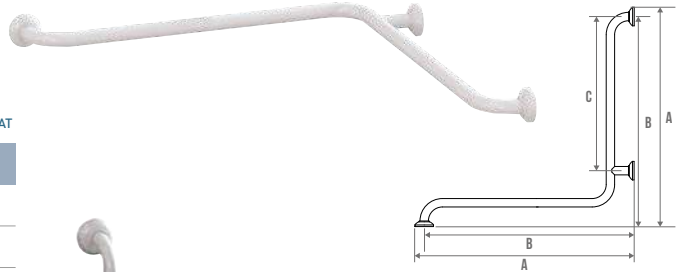




2-wall corner grab bar

Ø 30 mm white epoxy-coated aluminium tube. 3 fixing points.
Polymer base plates and fixing caps.

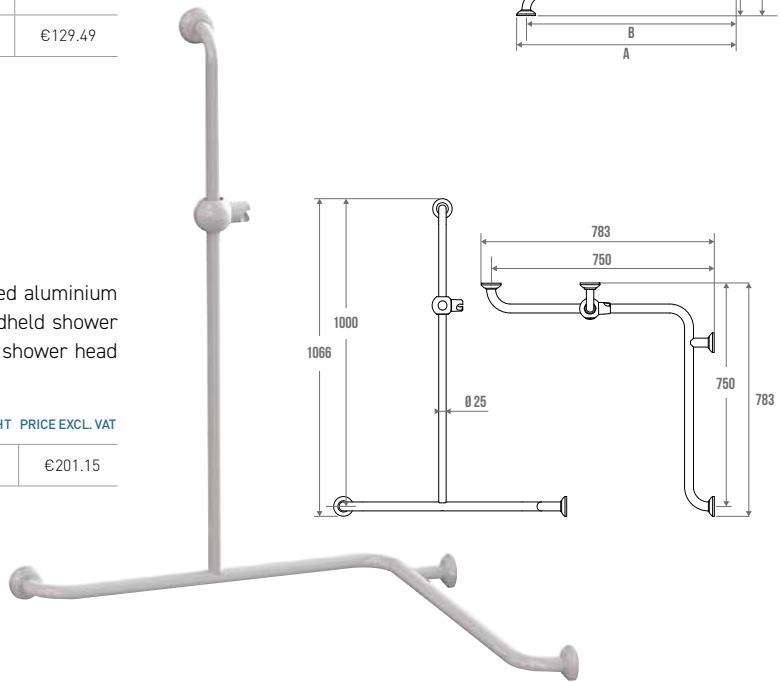
COLOURS	REF.	MAX. WEIGHT	PRICE EXCL. VAT
WHITE			
500 x 500 mm	049250	150 kg	€110.90
750 x 750 mm	049330	120 kg	€129.49



Grab and support bar, 2-wall corner

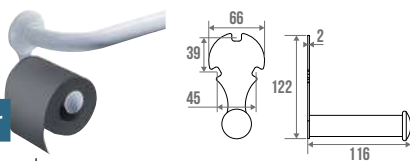
Ø 30 mm horizontal and Ø 25 mm vertical white epoxy-coated aluminium tube. **Reversible**. 3 fixing points. **Included:** white sliding handheld shower head holder. Polymer base plates, fixing caps and handheld shower head holder

COLOURS	REF.	CE	MAX. WEIGHT	PRICE EXCL. VAT
White	049360	✓	150 kg	€201.15



Toilet paper holder

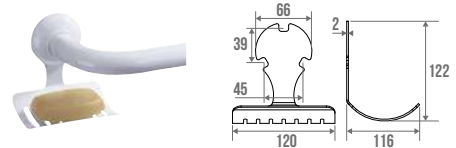
Can be fitted on aluminium bars.
To be installed on the bar fixing. No drilling.



COLOURS	REF.	PRICE EXCL. VAT
White	049320	€32.95

Soap dish

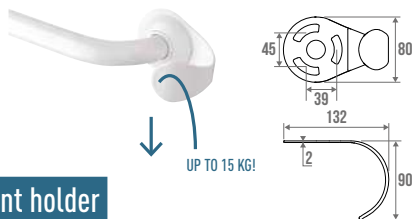
Can be fitted on aluminium bars.
To be installed on the bar fixing. No drilling.



COLOURS	REF.	PRICE EXCL. VAT
White	049321	€23.46

Cane, bag or garment holder

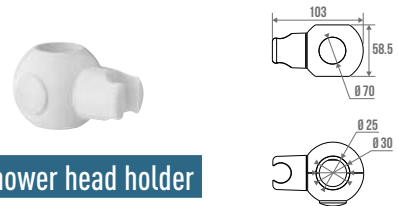
Can be fitted on aluminium bars. Load capacity 15 kg.
To be installed on the bar fixing. No drilling.



COLOURS	REF.	PRICE EXCL. VAT
White	049322	€24.84

Sliding handheld shower head holder

Universal sliding handheld shower head holder for Ø 25 mm and 30 mm bars. Can be clipped on without removing the bar. Delivered unassembled.



COLOURS	REF.	PRICE EXCL. VAT
White	049315	€52.22



Flip-up bar with support stand

Ø 30 mm aluminium bar. Locking of the bar in the vertical position. **Height-adjustable** by 35 mm. Synthetic resin plate.

COLOURS	REF.	MAX. WEIGHT	PRICE EXCL. VAT
WHITE			
A = 600 mm B = 690 mm	048859	150 kg	€278.70
A = 770 mm B = 860 mm	048879		€291.05



Flip-up bar

Ø 30 mm bar. Locking of the bar in the vertical position. Synthetic resin base plates. Sold separately without the support stand.

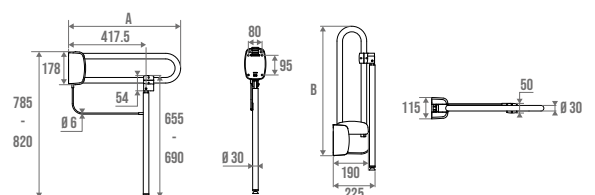
COLOURS	REF.	€	MAX. WEIGHT	PRICE EXCL. VAT
WHITE				
ALUMINIUM A = 600 mm B = 690 mm	048860	✓	150 kg	€191.38
ALUMINIUM A = 770 mm B = 860 mm	048880		120 kg	€207.95



Support stand

50 x 700 mm support stand for flip-up bar. **Height-adjustable using a jack.** Recommended when the fixing wall is not solid.

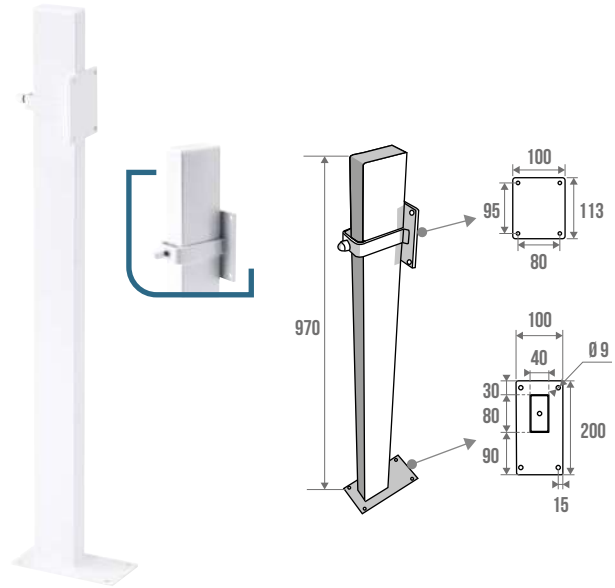
COLOURS	REF.	PRICE EXCL. VAT
White	048810	€95.96



Non-wall fixing post

Steel post with **height-adjustable** mounting bracket. Sold separately.

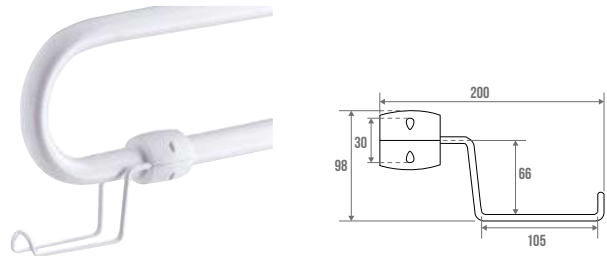
COLOURS	REF.	PRICE EXCL. VAT
White	048400	€180.79



Toilet paper roll dispenser

Stainless steel dispenser. Can be fitted on Ø 30 mm lifting flip-up bars. Can be mounted with the stand.

COLOURS	REF.	PRICE EXCL. VAT
White	048820	€27.85

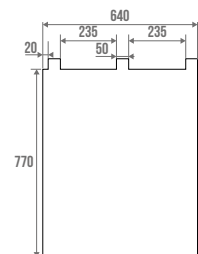


Splash curtain

100% polyester. **Water-repellent.**

Fastened using 3 hook and loop strips. **Weighted hem.**

COLOURS	REF.	PRICE EXCL. VAT
White	048830	€41.93





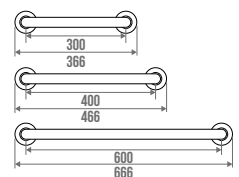
Delivery time 2 to 4 weeks for this range.



Straight bar

Ø 30 mm. Polymer base plates and fixing caps.

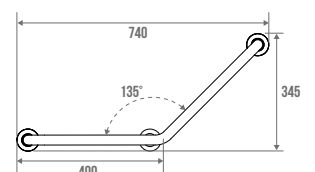
COLOURS	REF.	MAX. WEIGHT	PRICE EXCL. VAT
WHITE			
300 mm	490130	150 kg	€42.75
400 mm	490140	150 kg	€50.68
600 mm	490160	150 kg	€59.90



135° angled bar

Ø 30 mm, 400 x 400 mm. 3 fixing points.
Polymer base plates and fixing caps.

COLOURS	REF.	MAX. WEIGHT	PRICE EXCL. VAT
White	490270	150 kg	€112.84



Antibacterial treatment for optimal hygiene.

Helps reduce cross-contamination in all public places. Technology using silver ions for effective treatment against a broad spectrum.

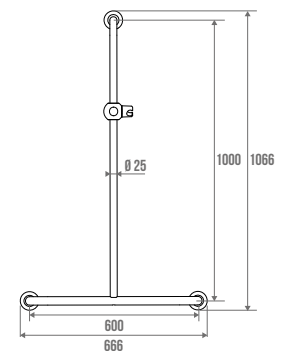
 Associated accessories p.104

T-shaped bar

Ø 30 mm horizontal and diameter 25 mm vertical.

Included: quick-release sliding handheld shower head holder. Polymer base plates and fixing caps.

COLOURS	REF.	MAX. WEIGHT	PRICE EXCL. VAT
White	490340	150 kg	€197.10



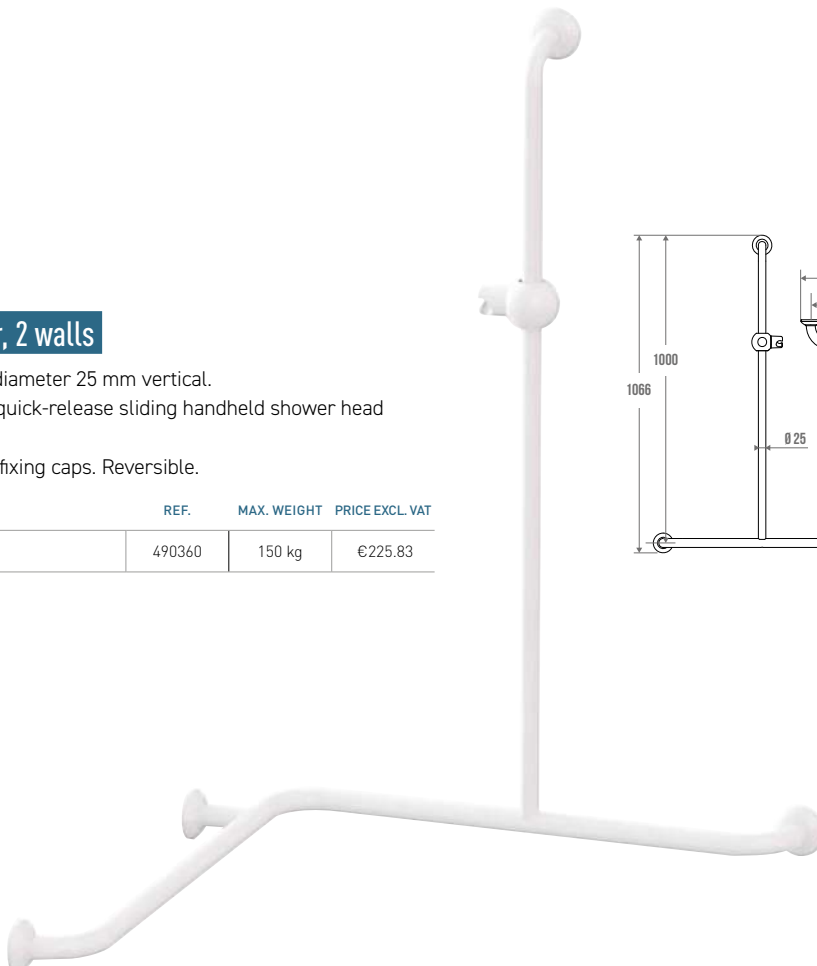
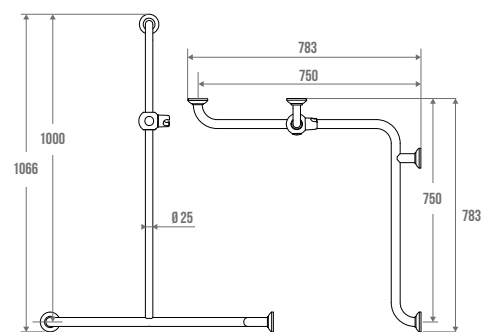
Corner T-shaped bar, 2 walls

Ø 30 mm horizontal and diameter 25 mm vertical.

3 fixing points. **Included:** quick-release sliding handheld shower head holder.

Polymer base plates and fixing caps. Reversible.

COLOURS	REF.	MAX. WEIGHT	PRICE EXCL. VAT
White	490360	150 kg	€225.83






SOFT straight bar

Straight aluminium grab bar \varnothing 30 mm with a **soft coating that gives a soft touch**. Matt chrome-plated polymer base plates and fixing caps.

COLOURS	REF.	MAX. WEIGHT	PRICE EXCL. VAT
GREY			
300 mm	049135	150 kg	€67.83
600 mm	049165		€82.88
TAUPE			
300 mm	049136	150 kg	€67.83
600 mm	049166		€82.88




SOFT 135° angled bar

135° angled aluminium bar \varnothing 30 mm with a **soft coating that gives a soft touch**. Symmetrical 265 x 265 mm.

Matt chrome-plated polymer base plates and fixing caps.

COLOURS	REF.	MAX. WEIGHT	PRICE EXCL. VAT
Grey	049225	150 kg	€88.88
Taupe	049226		





Bars



Ergolife



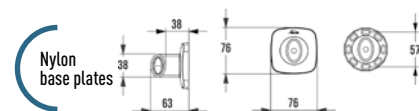
With base plates

Without base plates

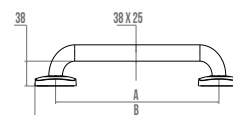
Nylon for a soft and warm touch.
Ideal in hospitals, nursing homes and retirement homes
to ensure comfort for patients.

ERGOLIFE straight bar

38 x 25 mm elliptical tube for optimum grip.



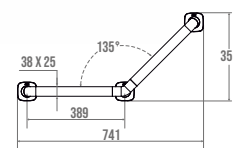
COLOURS	REF.	CE	MAX. WEIGHT	PRICE EXCL. VAT
WHITE WITH BASE PLATES				
A = 300 mm B = 376 mm	045130	✓	150 kg	€69.34
A = 400 mm B = 476 mm	045140			€78.53
A = 500 mm B = 576 mm	045150			€85.45
A = 600 mm B = 676 mm	045160		€90.60	
A = 800 mm B = 876 mm	045180		€97.47	
A = 1000 mm B = 1076 mm	045200		€108.63	
A = 1200 mm B = 1276 mm with bend	045210		120 kg	€119.74
WHITE WITHOUT BASE PLATES				
A = 300 mm B = 325 mm	045135		110 kg	€78.23
A = 400 mm B = 425 mm	045145			€88.28
A = 500 mm B = 525 mm	045155			€95.65
A = 600 mm B = 625 mm	045165			€100.15
A = 800 mm B = 825 mm	045185		80 kg	€108.43
A = 1000 mm B = 1025 mm	045205			€120.30
A = 1200 mm B = 1225 mm with bend	045215			€131.46



ERGOLIFE 135° angled bar

38 x 25 mm elliptical tube for optimum grip.
Symmetrical 400 x 400 mm. 3 fixing points.

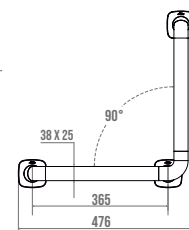
COLOURS	REF.	CE	MAX. WEIGHT	PRICE EXCL. VAT
WHITE				
With base plates	045220	✓	150 kg	€140.50
Without base plates	045225		120 kg	€154.99



ERGOLIFE 90° angled bar

38 x 25 mm elliptical tube for optimum grip.
3 fixing points.

COLOURS	REF.	CE	MAX. WEIGHT	PRICE EXCL. VAT
WHITE				
With base plates	045270	✓	150 kg	€142.87
Without base plates	045275		120 kg	€156.55



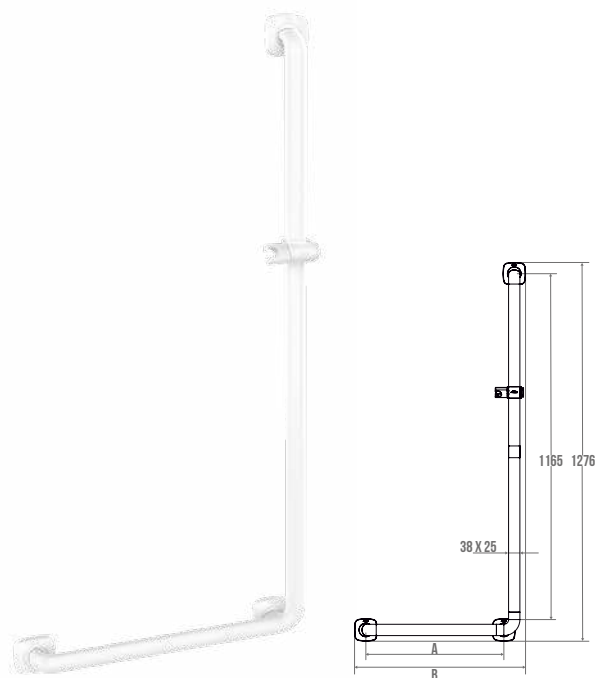
ERGOLIFE L-shaped bar

38 x 25 mm elliptical tube for **optimum grip**.

3 fixing points. **Included:** sliding handheld shower head holder.

Available in left-hand or right-hand version. Delivered unassembled.

COLOURS	REF.	€	MAX. WEIGHT	PRICE EXCL. VAT	
WHITE WITH BASE PLATES					
RIGHT VERSION	A = 465 mm B = 576 mm	045280	✓	150 kg	€237.51
	A = 715 mm B = 826 mm	045281			€248.26
LEFT VERSION	A = 465 mm B = 576 mm	045290			€237.51
	A = 715 mm B = 826 mm	045291			€248.26
WHITE WITHOUT BASE PLATES					
RIGHT VERSION	A = 465 mm B = 576 mm	045285		120 kg	€260.13
	A = 715 mm B = 826 mm	045286			€270.23
LEFT VERSION	A = 465 mm B = 576 mm	045295			€260.13
	A = 715 mm B = 826 mm	045296			€270.23

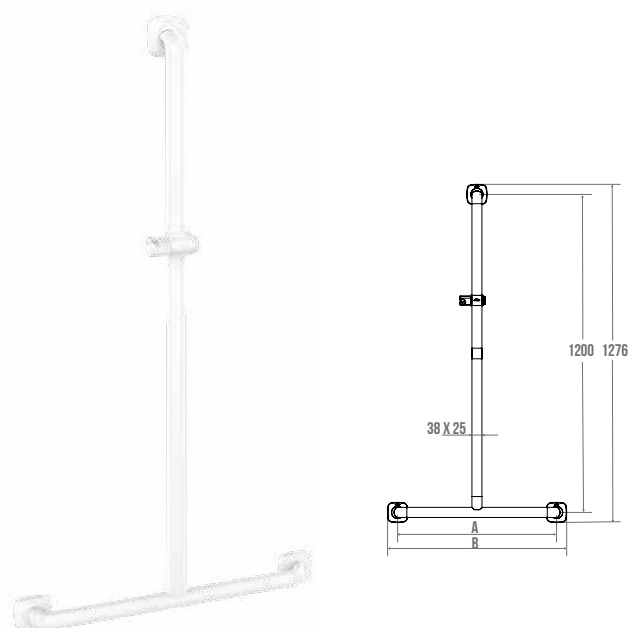


ERGOLIFE T-shaped bar

38 x 25 mm elliptical tube for **optimum grip**.

3 fixing points. **Included:** sliding handheld shower head holder.

COLOURS	REF.	€	MAX. WEIGHT	PRICE EXCL. VAT
WHITE WITH BASE PLATES				
A = 600 mm B = 676 mm	045340	✓	150 kg	€251.65
A = 800 mm B = 876 mm	045341			€262.81
WHITE WITHOUT BASE PLATES				
A = 600 mm B = 625 mm	045345		120 kg	€272.91
A = 800 mm B = 825 mm	045346			€284.07

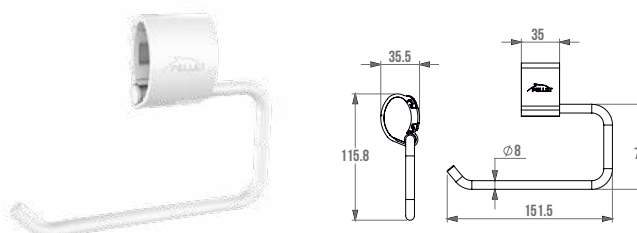


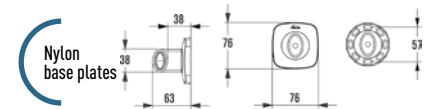
Toilet paper dispenser

Can be fitted on Ergolife bars and Arsis straight bars.

Delivered unassembled.

COLOURS	REF.	PRICE EXCL. VAT
White	045320	€27.98

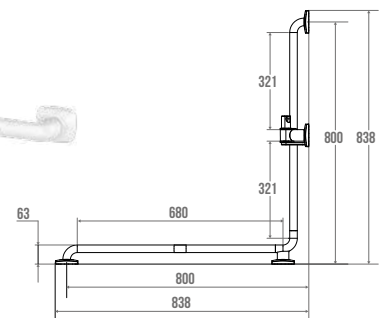
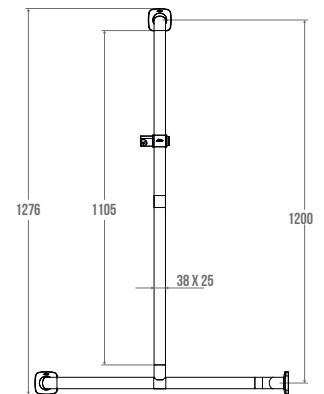
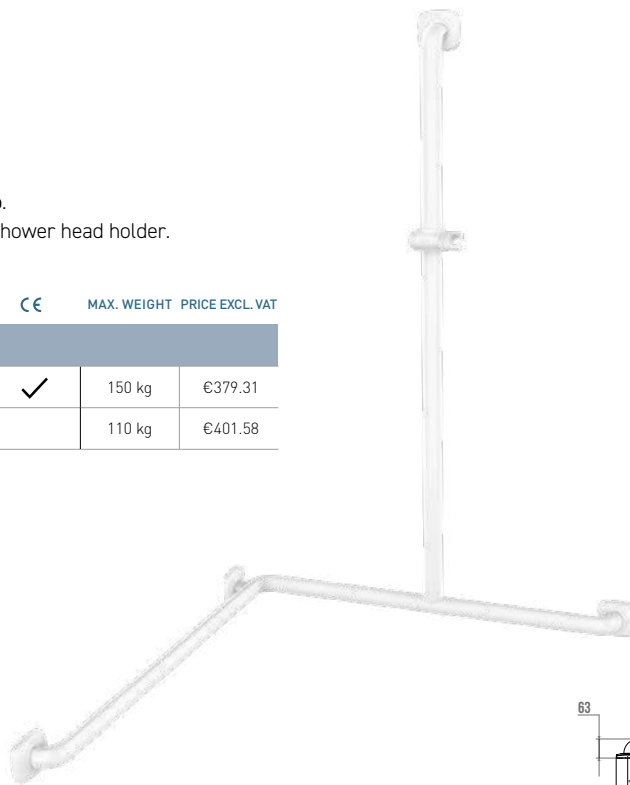




ERGOLIFE T-shaped bar, 2 walls

38 x 25 mm elliptical tube for **optimum grip**.
3 fixing points. **Included:** sliding handheld shower head holder.
Delivered unassembled.

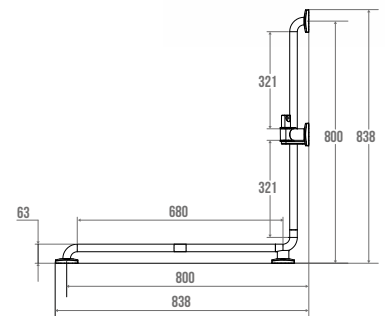
COLOURS	REF.	CE	MAX. WEIGHT	PRICE EXCL. VAT
WHITE				
With base plates	045360	✓	150 kg	€379.31
Without base plates	045365		110 kg	€401.58



ERGOLIFE bar, 2-wall corner

38 x 25 mm elliptical tube for **optimum grip**.
3 fixing points. Reversible. Delivered unassembled.

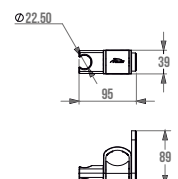
COLOURS	REF.	CE	MAX. WEIGHT	PRICE EXCL. VAT
WHITE				
With base plates	045330	✓	150 kg	€211.45
Without base plates	045335		110 kg	€230.39



Sliding handheld shower head holder

Polymer support. Can be fitted on all Ergolife bars.

COLOURS	REF.	PRICE EXCL. VAT
White	045315	€42.53



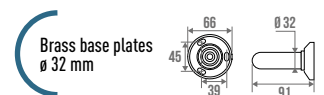


Chrome plated brass



Straight bar, Ø 32 mm

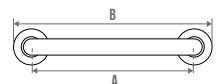
Chrome-plated nickel-plated brass grab bar. Chrome-plated polymer base plates and fixing caps. The handheld shower head holder ref.049319 can be fitted on these bars.



COLOURS REF. € MAX. WEIGHT PRICE EXCL. VAT

CHROME-PLATED

A	B	REF.	€	MAX. WEIGHT	PRICE EXCL. VAT
A = 300 mm	B = 366 mm	381933	✓	150 kg	€88.63
A = 400 mm	B = 466 mm	381934			€95.50
A = 500 mm	B = 566 mm	381935			€102.07
A = 600 mm	B = 666 mm	381936		120 kg	€112.97
A = 800 mm	B = 866 mm	381938		90 kg	€123.48
A = 1000 mm	B = 1066 mm	381940		80 kg	€150.49



135° angled bar, Ø 32 mm

Chrome-plated nickel-plated brass 135° angled bar. Chrome-plated polymer base plates and fixing caps.

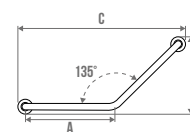
COLOURS REF. € MAX. WEIGHT PRICE EXCL. VAT

CHROME-PLATED

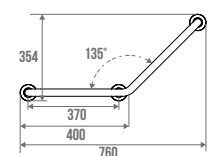
A	B	C	REF.	€	MAX. WEIGHT	PRICE EXCL. VAT
A = 200 mm	B = 219 mm	C = 435 mm	381532	✓	150 kg	€108.07
A = 400 mm	B = 346 mm	C = 764 mm	381533			€131.36
A = 400 mm	B = 346 mm	C = 764 mm	381535			€161.40



2 fixing points - Symmetrical



3 fixing points



Range that matches perfectly with the taps. Noble and hard-wearing material.

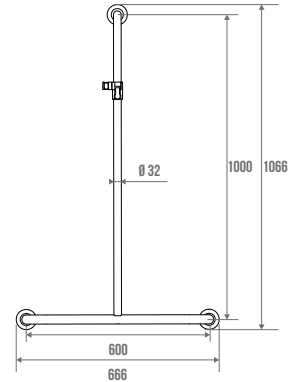
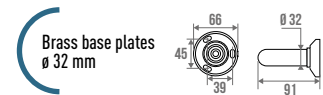
T-shaped bar, Ø 32 mm

Chrome-plated nickel-plated brass bar 600 x 1000 mm.

Included: a sliding handheld shower head holder. 3 fixing points.

Chrome-plated polymer base plates and fixing caps.

COLOURS	REF.	€	MAX. WEIGHT	PRICE EXCL. VAT
Chrome-plated	381537	✓	150 kg	€319.22



L-shaped bar, Ø 32 mm

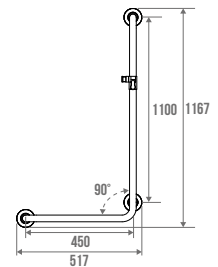
Chrome-plated nickel-plated brass bar 450 x 1100 mm.

Included: a sliding handheld shower head holder. 3 fixing points.

Chrome-plated polymer base plates and fixing caps.

Available in right-hand or left-hand version.

COLOURS	REF.	€	MAX. WEIGHT	PRICE EXCL. VAT
CHROME-PLATED				
Right-hand version	381538	✓	150 kg	€330.48
Left-hand version	381539			

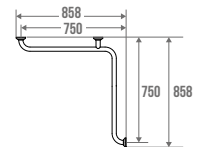


2-wall corner bar, Ø 32 mm

Chrome-plated nickel-plated brass bar 750 x 750 mm. 3 fixing points.

Chrome-plated polymer base plates and fixing caps.

COLOURS	REF.	€	MAX. WEIGHT	PRICE EXCL. VAT
Chrome-plated	381536	✓	120 kg	€257.35

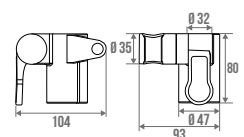


Sliding handheld shower head holder

Chrome-plated synthetic resin. Can be fitted on Ø 32 mm bars.

Can be clipped on without removing the bar.

COLOURS	REF.	PRICE EXCL. VAT
Chrome-plated	049319	€58.99

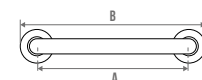
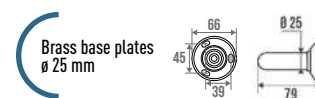




Straight bar, Ø 25 mm, concealed fixings

Chrome-plated nickel-plated brass bar. Chrome-plated polymer base plates and fixing covers.

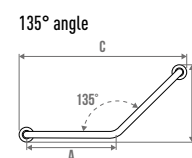
COLOURS	REF.	MAX. WEIGHT	PRICE EXCL. VAT
MIRROR POLISHED CHROME-PLATED			
A = 300 mm B = 366 mm	010203	150 kg	€70.86
A = 400 mm B = 466 mm	010204		€75.75
A = 500 mm B = 566 mm	010205	80 kg	€79.34
A = 600 mm B = 666 mm	010206	70 kg	€86.71



135° angled bar, Ø 25 mm, concealed fixings

Chrome-plated nickel-plated brass 135° angled corner bar. Symmetrical. Chrome-plated polymer base plates and fixing caps.

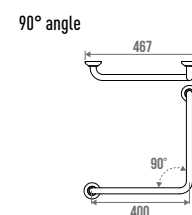
COLOURS	REF.	MAX. WEIGHT	PRICE EXCL. VAT
MIRROR POLISHED CHROME-PLATED			
A = 200 mm B = 255 mm C = 440 mm	043532	150 kg	€80.86
A = 400 mm B = 350 mm C = 750 mm	043533		€117.16



90° angled bar, Ø 25 mm, concealed fixings

Chrome-plated nickel-plated brass 90° angled corner bar. Symmetrical 400 x 400 mm. Chrome-plated polymer base plates and fixing caps.

COLOURS	REF.	MAX. WEIGHT	PRICE EXCL. VAT
Mirror polished chrome-plated	043293	150 kg	€128.93

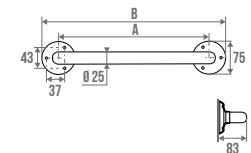
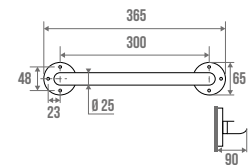
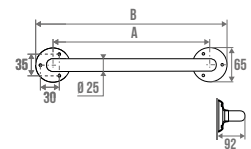




Straight bar, Ø 25 mm, visible fixings.

Chrome-plated nickel-plated brass bar. Chrome-plated brass base plates.

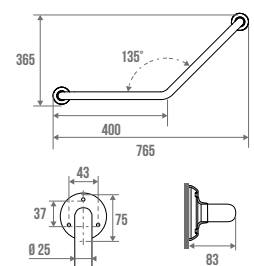
COLOURS	REF.	MAX. WEIGHT	PRICE EXCL. VAT
CHROME-PLATED			
A = 300 mm B = 365 mm	002943	90 kg	€46.87
A = 400 mm B = 465 mm	002944		€55.05
HYPÉCO CHROME-PLATED BRASS			
300 mm	822964	90 kg	€28.56
MIRROR POLISHED CHROME-PLATED			
A = 300 mm B = 375 mm	002903	100 kg	€64.75
A = 400 mm B = 475 mm	002904		€75.65
A = 500 mm B = 575 mm	002905	80 kg	€83.53
A = 600 mm B = 675 mm	002906	70 kg	€91.16



135° angled bar, Ø 25 mm, visible fixings

Chrome-plated nickel-plated brass 135° angled corner bar. Symmetrical. Chrome-plated brass base plates.

COLOURS	REF.	MAX. WEIGHT	PRICE EXCL. VAT
Mirror polished chrome-plated	043535	150 kg	€128.27





Stainless
steel



Straight bar, Ø 30 mm

304 grade stainless steel bar. Matt chrome-plated polymer fixing caps.

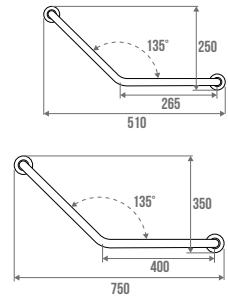
COLOURS	REF.	MAX. WEIGHT	PRICE EXCL. VAT
BRUSHED			
A = 300 mm B = 366 mm	049530	150 kg	€81.56
A = 500 mm B = 566 mm	049550		€97.60
A = 800 mm B = 866 mm	049580		€105.56



135° angled bar, Ø 30 mm

304 grade stainless steel 135° angled bar. Symmetrical. Matt chrome-plated polymer fixing caps.

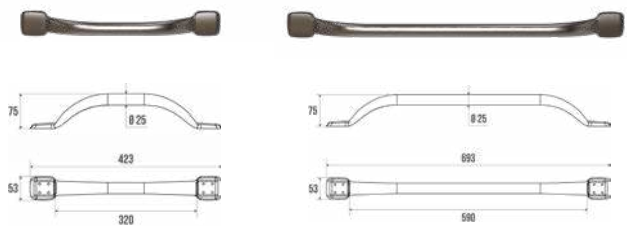
COLOURS	REF.	MAX. WEIGHT	PRICE EXCL. VAT
BRUSHED			
A = 265 mm B = 250 mm C = 510 mm	049630	150 kg	€107.24
A = 400 mm B = 350 mm C = 750 mm	049640		€130.89



Straight bar, Ø 25 mm

304 grade stainless steel bar. One-piece, matt chrome-plated polymer fixing caps.

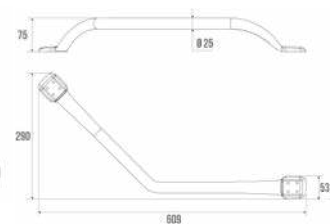
COLOURS	REF.	MAX. WEIGHT	PRICE EXCL. VAT
BRUSHED			
320 mm	049430	150 kg	€41.90
590 mm	049460		€58.60



135° angled bar, Ø 25 mm

304 grade stainless steel 135° angled bar. Symmetrical. One-piece, matt chrome-plated polymer fixing caps.

COLOURS	REF.	MAX. WEIGHT	PRICE EXCL. VAT
Brushed	049490	150 kg	€61.95

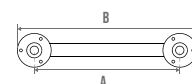





Straight bar, Ø 32 mm

304 grade stainless steel bar. Glossy polished stainless steel base plates and fixing caps.

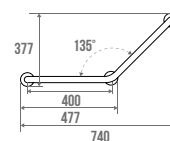
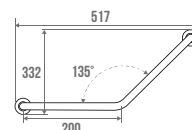
COLOURS	REF.	MAX. WEIGHT	PRICE EXCL. VAT
GLOSSY POLISHED			
A = 300 mm B = 377 mm	000103	150 kg	€40.04
A = 400 mm B = 477 mm	000104		€45.39
A = 600 mm B = 677 mm	000106		€49.73



135° angled bar, Ø 32 mm

304 grade stainless steel 135° angled bar. Symmetrical. Glossy polished stainless steel base plates and fixing caps.

COLOURS	REF.	MAX. WEIGHT	PRICE EXCL. VAT
GLOSSY POLISHED			
2 fixing points	000136	150 kg	€59.16
3 fixing points	000135		€73.95

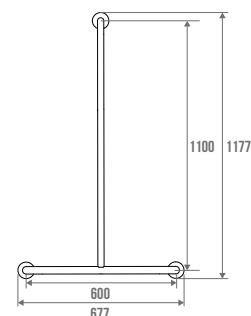


T-shaped bar, Ø 32 mm

304 grade stainless steel bar. **Included:** sliding handheld shower head holder.

Glossy polished stainless steel base plates and fixing caps.

COLOURS	REF.	MAX. WEIGHT	PRICE EXCL. VAT
Glossy polished	000110	150 kg	€186.15

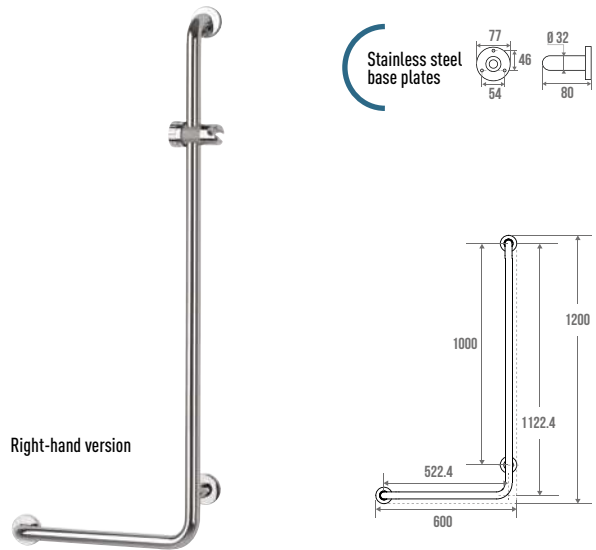


L-shaped bar, Ø 32 mm

304 grade stainless steel bar. **Included:** sliding handheld shower head holder.

3 fixing points. Glossy polished stainless steel base plates and fixing caps. Available in right-hand or left-hand version.

COLOURS	REF.	MAX. WEIGHT	PRICE EXCL. VAT
GLOSSY POLISHED			
Left-hand version	000180	150 kg	€204.31
Right-hand version	000181		



Flip-up bar with stand

Flip-up bar with support stand. Stainless steel tube. Locking in vertical position. **Height-adjustable using a jack** by 35 mm. For ref. 000308, built-in toilet paper dispenser.

COLOURS	REF.	CE	MAX. WEIGHT	PRICE EXCL. VAT
BRUSHED				
A = 600 mm B = 690 mm	048866	✓	150 kg	€329.65
A = 770 mm B = 860 mm	048886			€342.55
GLOSSY POLISHED				
800 x 765 mm	000308		150 kg	€267.50



Flip-up bar

Stainless steel tube. **Locking in vertical position.**

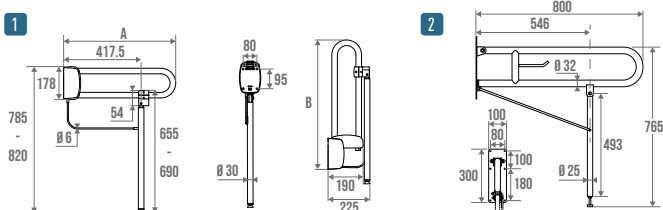
COLOURS	REF.	MAX. WEIGHT	PRICE EXCL. VAT
BRUSHED			
A = 600 mm B = 690 mm	048865	150 kg	€234.65
A = 770 mm B = 860 mm	048885	120 kg	€245.70



Support stand

304 stainless steel support stand for flip-up bar not supplied. **Adjustable using a jack.** Recommended when the fixing wall is not solid.

COLOURS	REF.	PRICE EXCL. VAT
Brushed	048809	€115.30







Steel

New**MANA straight bar**Steel \varnothing 25 mm. One-piece. Glossy or matt polymer fixing caps.

COLOURS	REF.	MAX. WEIGHT	PRICE EXCL. VAT
MATT WHITE			
320 mm	049433	150 kg	€29.90
590 mm	049463		€39.90
GLOSSY WHITE			
320 mm	049432	150 kg	€21.90
590 mm	049462		€31.50
GREY			
320 mm	049435	150 kg	€29.90
590 mm	049465		€39.90
TAUPE			
320 mm	049436	150 kg	€29.90
590 mm	049466		€39.90
MATT BLACK			
320 mm	049434	150 kg	€29.90
590 mm	049464		€39.90

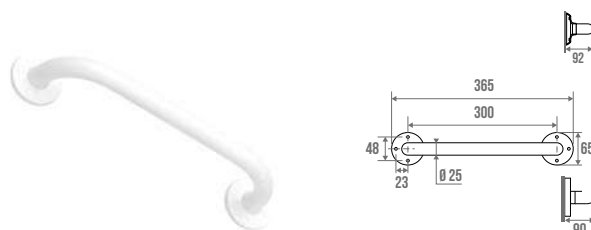
**New****MANA 135° angled bar**Steel \varnothing 25 mm. One-piece. Symmetrical 330 x 330 mm. Glossy or matt polymer fixing caps.

COLOURS	REF.	MAX. WEIGHT	PRICE EXCL. VAT
Glossy white	049492	150 kg	€33.50
Matt white	049493		€42.50
Grey	049495		
Taupe	049496		
Matt black	049494		

**Straight bar, \varnothing 25 mm, visible fixings.**

Steel. Screw cap.


COLOURS	REF.	MAX. WEIGHT	PRICE EXCL. VAT
WHITE			
300 mm	822974	80 kg	€21.78

**Flip-up bar** \varnothing 30 mm bar. Locking of the bar in the vertical position. Synthetic resin base plates. Sold separately without the support stand.

COLOURS	REF.	MAX. WEIGHT	PRICE EXCL. VAT
WHITE			
750 mm	822860	150 kg	€160.71







Shower & toilet area

BATHTUB REPLACEMENT KIT	82
SHOWER TRAYS	100
CURTAIN RODS & CURTAINS	104
ALCOVES	110
WASHBASINS	112

Fitéo Flex

Flexible, convenient, and innovative



HIGHLY MODULAR DESIGN

Suitable for all types of bathroom.



FAST ASSEMBLY

Takes 50% less time compared to a conventional solution requiring tile installation.



EASY TO INSTALL

- > Lightweight shower trays: 13 kg/m².
- > Wall panels and coffer panels you can cut to size that are half the weight of tiles.
- > One-person installation.



PRM COMPATIBLE

Accessory packs designed to ensure the comfort and safety of people with reduced mobility.



READY-MADE CONFIGURATIONS

No matter which configuration you prefer (doorless, alcove, or enclosure), we offer a total of 224 ready-to-install kits to fit the size of shower tray and type of screen you want.



OPTIMISED DELIVERY

Kit delivered on just 1 pallet



1 CODE PER KIT

Making it easy to order



BEFORE



AFTER



**Transform your bath
into an attractive,
comfortable shower.**

Shower & toilet area

Bathtub replacement kit



1. Fitéo shower tray

2. Tall coffer panel

3. Tall wall panels

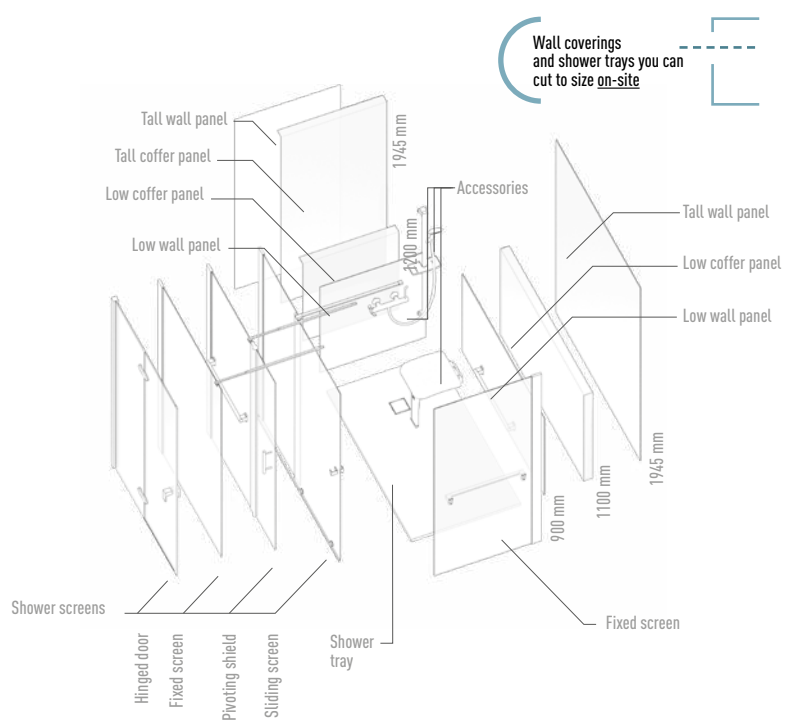
4. Shower screen

5. Accessories

- A. Ritmo shower seat
- B. Arsis T- or L-shaped bar
- C. Arsis handheld shower head holder
- D. Arsis shelf
- E. Mixer + handheld shower head kit
- F. Extra flat drain
- G. Grab bar



**Many options to
fit all your needs.**




FITEO FLEX COMPONENTS

1

Shower trays

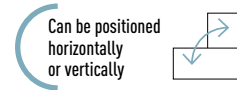
Lightweight and non-slip (PN24), can be cut to size. Available in several dimensions for maximum modularity.



2/3

Wall coverings

Made of aluminium, with a polyethylene look and feel. **Strong and lightweight, can be cut to size. Fast and easy** to install. Accessories attach securely (guaranteed to hold up to 150 kg).



Wall panels: 6 mm thick.

Can be installed on walls covered with tile or on unfinished wall.

Widths of 1200 mm and 900 mm / Max. height of 2020 mm.



Coffer panels: depth of 75 mm. Easily accommodates plumbing and fittings.

Flawless finish. Max. height of 1945 mm.

New

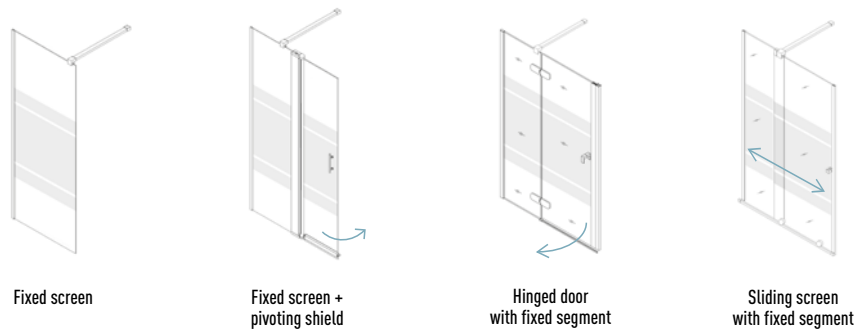
Our wall coverings are now available in **3 new colours:**



4

Shower screens

Anti-limescale frosted glass. **4 configurations** to choose from for greater flexibility.



5

Accessories

Easy installation.

Can be positioned according to users' needs.

- > Ritmo shower seat
- > Arsis T- or L-shaped bar, 1000 mm
- > Arsis straight bar, 800 mm

- > Cool-touch thermostatic mixer, NF C2. Flexible handles and no sharp edges

- > 5-jet handheld shower head + hose kit



Configuration: low alcove

Hinged door
Shower tray 1400 x 900 mm
€2990 RRP EXCL. VAT
802366

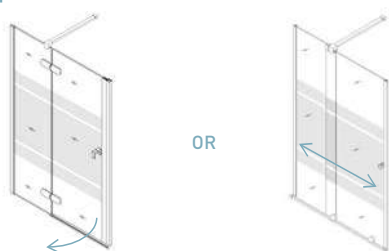
ALCOVE CONFIGURATIONS

Shower trays

WIDTH OF 800 OR 900 MM

SHOWER TRAY LENGTH OPTIONS	1200 MM	1400 MM	1600 MM	1800 MM
Hinged door L/R	•	•		
Sliding screen L/R		•	•	•

Screens



OR

Hinged door

Available in right-hand or left-hand version

Sliding screen

Available in right-hand or left-hand version

Accessory kits for each configuration

Configuration: Low	Hinged door L/R	Kit 2
	Sliding screen L/R	
Configuration: Combined 1	Hinged door L/R	Kit 2
	Sliding screen L/R	
Configuration: Combined 2	Hinged door L/R	Kit 1
	Sliding screen L/R	
Configuration: tall	Hinged door L/R	Kit 1
	Sliding screen L/R	

Accessory kits

	REF.	PRICE EXCL. VAT
KIT 1	802516	€849
Ritmo shower seat, white	047930	1
Arsis bar, 1000 mm, L/T-shaped, with shelf and built-in handheld shower head holder, white	049821	1
Arsis bar, 500 mm, white	049850	2
Mixer	802527	1
Handheld shower head kit	802528	1
Extra flat drain	801911	1

	REF.	PRICE EXCL. VAT
KIT 3	802518	€795
Ritmo shower seat, white	047930	1
Arsis bar, 1000 mm, L/T-shaped, with shelf and built-in handheld shower head holder, white	049821	1
Arsis bar, 500 mm, white	049850	1
Mixer	802527	1
Handheld shower head kit	802528	1
Extra flat drain	801911	1

	REF.	PRICE EXCL. VAT
KIT 2	802517	€799
Ritmo shower seat, white	047930	1
Arsis bar, 800 mm, white	049880	1
Arsis bar, 500 mm, white	049850	2
Handheld shower head holder, white	045315	1
Arsis shelf, white, 235 x 110 mm	047747	1
Mixer	802527	1
Handheld shower head kit	802528	1
Extra flat drain	801911	1

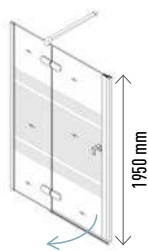
	REF.	PRICE EXCL. VAT
KIT 4	802519	€749
Ritmo shower seat, white	047930	1
Arsis bar, 800 mm, white	049880	1
Arsis bar, 500 mm, white	049850	1
Handheld shower head holder, white	045315	1
Arsis shelf, white, 235 x 110 mm	047747	1
Mixer	802527	1
Handheld shower head kit	802528	1
Extra flat drain	801911	1



Configuration:

Low alcove

Hinged door

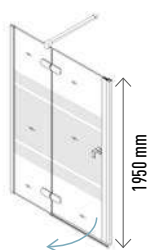


SHOWER TRAYS	PRICE	LEFT-HAND VERSION	L 1200 MM	L 1400 MM	RIGHT-HAND VERSION	L 1200 MM	L 1400 MM	
1200 x 800 mm	€2840		802363			802400		KIT 2 802517 €799
1400 x 800 mm	€2970			802365			802402	
1200 x 900 mm	€2860		802364				802401	
1400 x 900 mm	€2990		Low coffer panel x2 Low wall panel			802366	Low wall panel Low coffer panel x2	

Configuration:

Combined 1 alcove

Hinged door

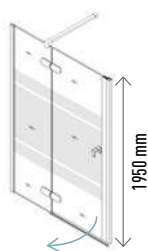


SHOWER TRAYS	PRICE	LEFT-HAND VERSION	L 1200 MM	L 1400 MM	RIGHT-HAND VERSION	L 1200 MM	L 1400 MM	
1200 x 800 mm	€3170		802373			802409		KIT 2 802517 €799
1400 x 800 mm	€3300			802375			802411	
1200 x 900 mm	€3190		802374				802410	
1400 x 900 mm	€3320		Tall coffer panel - Low coffer panel Tall wall panel			802376	Tall wall panel - Low coffer panel Tall coffer panel	

Configuration:

Combined 2 alcove

Hinged door

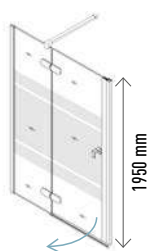


SHOWER TRAYS	PRICE	LEFT-HAND VERSION	L 1200 MM	L 1400 MM	RIGHT-HAND VERSION	L 1200 MM	L 1400 MM	
1200 x 800 mm	€2760		802382			802419		KIT 1 802516 €849
1400 x 800 mm	€2890			802384			802421	
1200 x 900 mm	€2780		802383				802420	
1400 x 900 mm	€2910		Tall coffer panel - Low wall panel Tall wall panel			802385	Tall wall panel - Low wall panel Tall coffer panel	

Configuration

Tall alcove

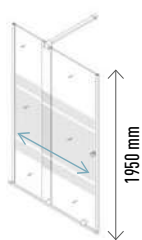
Hinged door



SHOWER TRAYS	PRICE	LEFT-HAND VERSION	L 1200 MM	L 1400 MM	RIGHT-HAND VERSION	L 1200 MM	L 1400 MM	
1200 x 800 mm	€2950		802392			802428		KIT 1 802516 €849
1400 x 800 mm	€3080			802394			802430	
1200 x 900 mm	€2970		802393				802429	
1400 x 900 mm	€3100		Tall coffer panel Tall wall panel x3			802395	Tall wall panel x3 Tall coffer panel	

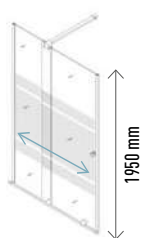
■ ■ ■ For coloured wall panels, contact us (+€399).

Configuration:
Low alcove
Sliding screen



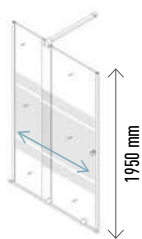
SHOWER TRAYS	PRICE	LEFT-HAND VERSION	L 1400 MM	L 1600 MM	L 1800 MM	RIGHT-HAND VERSION	L 1400 MM	L 1600 MM	L 1800 MM	
1400 x 800 mm	€3010		802367				802404			KIT 2 802517 €799
1600 x 800 mm	€3070			802369				802406		
1800 x 800 mm	€3130				802371				802407	
1400 x 900 mm	€3030			802368				802405		
1600 x 900 mm	€3090				802370				802520	
1800 x 900 mm	€3150		Low coffer panel x2 Low wall panel		802372			Low wall panel Low coffer panel x2		

Configuration:
Combined 1 alcove
Sliding screen



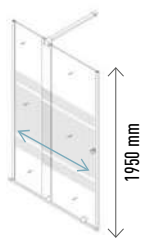
SHOWER TRAYS	PRICE	LEFT-HAND VERSION	L 1400 MM	L 1600 MM	L 1800 MM	RIGHT-HAND VERSION	L 1400 MM	L 1600 MM	L 1800 MM	
1400 x 800 mm	€3340		802377				802413			KIT 2 802517 €799
1600 x 800 mm	€3400			802378				802415		
1800 x 800 mm	€3460				802380				802417	
1400 x 900 mm	€3360			802522				802414		
1600 x 900 mm	€3420				802379				802416	
1800 x 900 mm	€3480		Tall coffer panel - Low coffer panel Tall wall panel		802381			Tall wall panel - Low coffer panel Tall coffer panel		

Configuration:
Combined 2 alcove
Sliding screen



SHOWER TRAYS	PRICE	LEFT-HAND VERSION	L 1400 MM	L 1600 MM	L 1800 MM	RIGHT-HAND VERSION	L 1400 MM	L 1600 MM	L 1800 MM	
1400 x 800 mm	€2930		802386				802423			KIT 1 802516 €849
1600 x 800 mm	€2990			802388				802425		
1800 x 800 mm	€3050				802390				802426	
1400 x 900 mm	€2950			802387				802424		
1600 x 900 mm	€3010				802389				802523	
1800 x 900 mm	€3070		Tall coffer panel - Low wall panel Tall wall panel		802391			Tall wall panel - Low wall panel Tall coffer panel		

Configuration:
Tall alcove
Sliding screen



SHOWER TRAYS	PRICE	LEFT-HAND VERSION	L 1400 MM	L 1600 MM	L 1800 MM	RIGHT-HAND VERSION	L 1400 MM	L 1600 MM	L 1800 MM	
1400 x 800 mm	€3120		802396				802431			KIT 1 802516 €849
1600 x 800 mm	€3180			802398				802433		
1800 x 800 mm	€3240				802476				802525	
1400 x 900 mm	€3140			802397				802432		
1600 x 900 mm	€3200				802399				802434	
1800 x 900 mm	€3260		Tall coffer panel Tall wall panel x3		802477			Tall wall panel x3 Tall coffer panel		

For colour wall panels, contact us (+€399).



Configuration: tall enclosure

Sliding screen
Shower tray 1800 x 900 mm

€3460 RRP excl. VAT
802475

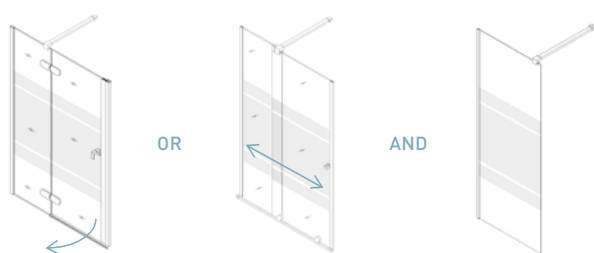
ENCLOSURE CONFIGURATIONS

Shower trays

WIDTH OF 800 OR 900 MM

SHOWER TRAY LENGTH OPTIONS	1200 MM	1400 MM	1600 MM	1800 MM
Hinged door L/R	•	•		
Sliding screen L/R		•	•	•

Screens

**Hinged door**

Available in right-hand or left-hand version

Sliding screen

Available in right-hand or left-hand version

Fixed screen with Arsis bar, 500 mm
(interior or exterior)

Accessory kits for each configuration

Configuration: Low	Hinged door L/R	Kit 4
	Sliding screen L/R	
Configuration: Combined 1	Hinged door L/R	Kit 4
	Sliding screen L/R	
Configuration: Combined 2	Hinged door L/R	Kit 3
	Sliding screen L/R	
Configuration: tall	Hinged door L/R	Kit 3
	Sliding screen L/R	

Accessory kits

	REF.	PRICE EXCL. VAT
KIT 1	802516	€849
Ritmo shower seat, white	047930	1
Arsis bar, 1000 mm, L/T-shaped, with shelf and built-in handheld shower head holder, white	049821	1
Arsis bar, 500 mm, white	049850	2
Mixer	802527	1
Handheld shower head kit	802528	1
Extra flat drain	801911	1

	REF.	PRICE EXCL. VAT
KIT 3	802518	€795
Ritmo shower seat, white	047930	1
Arsis bar, 1000 mm, L/T-shaped, with shelf and built-in handheld shower head holder, white	049821	1
Arsis bar, 500 mm, white	049850	1
Mixer	802527	1
Handheld shower head kit	802528	1
Extra flat drain	801911	1

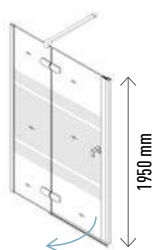
	REF.	PRICE EXCL. VAT
KIT 2	802517	€799
Ritmo shower seat, white	047930	1
Arsis bar, 800 mm, white	049880	1
Arsis bar, 500 mm, white	049850	2
Handheld shower head holder, white	045315	1
Arsis shelf, white, 235 x 110 mm	047747	1
Mixer	802527	1
Handheld shower head kit	802528	1
Extra flat drain	801911	1

	REF.	PRICE EXCL. VAT
KIT 4	802519	€749
Ritmo shower seat, white	047930	1
Arsis bar, 800 mm, white	049880	1
Arsis bar, 500 mm, white	049850	1
Handheld shower head holder, white	045315	1
Arsis shelf, white, 235 x 110 mm	047747	1
Mixer	802527	1
Handheld shower head kit	802528	1
Extra flat drain	801911	1



Configuration:
Low enclosure

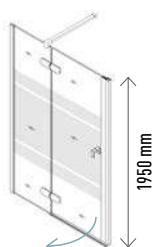
Hinged door



SHOWER TRAYS	PRICE	LEFT-HAND VERSION	L 1200 MM	L 1400 MM	RIGHT-HAND VERSION	L 1200 MM	L 1400 MM	
1200 x 800 mm	€3040		802436			802478		KIT 4 802519 €749
1400 x 800 mm	€3170			802438			802480	
1200 x 900 mm	€3060		802437			802479		
1400 x 900 mm	€3190		Low coffer panel x2 Glass screen panel	802439		Glass screen panel Low coffer panel x2	802481	

Configuration:
Combined 1 enclosure

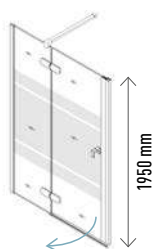
Hinged door



SHOWER TRAYS	PRICE	LEFT-HAND VERSION	L 1200 MM	L 1400 MM	RIGHT-HAND VERSION	L 1200 MM	L 1400 MM	
1200 x 800 mm	€3470		802446			802487		KIT 4 802519 €749
1400 x 800 mm	€3600			802448			802489	
1200 x 900 mm	€3490		802447			802488		
1400 x 900 mm	€3620		Tall coffer panel - Low coffer panel Glass screen panel	802449		Glass screen panel - Low coffer panel - Tall coffer panel	802490	

Configuration:
Combined 2 enclosure

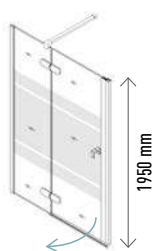
Hinged door



SHOWER TRAYS	PRICE	LEFT-HAND VERSION	L 1200 MM	L 1400 MM	RIGHT-HAND VERSION	L 1200 MM	L 1400 MM	
1200 x 800 mm	€3170		802457			802496		KIT 3 802518 €795
1400 x 800 mm	€3300			802459			802498	
1200 x 900 mm	€3190		802458			802497		
1400 x 900 mm	€3320		Tall coffer panel - Low wall panel Glass screen panel	802460		Glass screen panel - Low wall panel Tall coffer panel	802499	

Configuration:
Tall enclosure

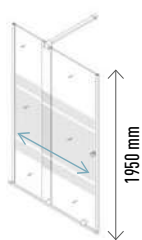
Hinged door



SHOWER TRAYS	PRICE	LEFT-HAND VERSION	L 1200 MM	L 1400 MM	RIGHT-HAND VERSION	L 1200 MM	L 1400 MM	
1200 x 800 mm	€3150		802466			802506		KIT 3 802518 €795
1400 x 800 mm	€3280			802468			802508	
1200 x 900 mm	€3170		802467			802507		
1400 x 900 mm	€3300		Tall coffer panel - Tall wall panel x2 Glass screen panel	802469		Glass screen panel Tall wall panel x2 - Tall coffer panel	802509	

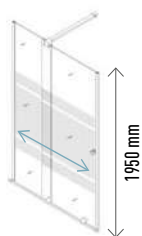
■ ■ ■ For colour wall panels, contact us (+€399).

Configuration:
Low enclosure
Sliding screen



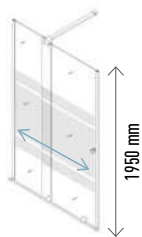
SHOWER TRAYS	PRICE	LEFT-HAND VERSION	L 1400 MM	L 1600 MM	L 1800 MM	RIGHT-HAND VERSION	L 1400 MM	L 1600 MM	L 1800 MM	
1400 x 800 mm	€3210		802440				802482			KIT 4 802519 €749
1600 x 800 mm	€3270			802442				802483		
1800 x 800 mm	€3330				802444				802485	
1400 x 900 mm	€3230			802441				802526		
1600 x 900 mm	€3290				802443				802484	
1800 x 900 mm	€3350		Low coffer panel x2 Glass screen panel				802445	Glass screen panel Low coffer panel x2		

Configuration:
Combined 1 enclosure
Sliding screen



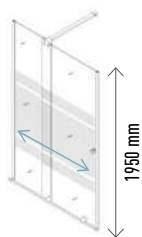
SHOWER TRAYS	PRICE	LEFT-HAND VERSION	L 1400 MM	L 1600 MM	L 1800 MM	RIGHT-HAND VERSION	L 1400 MM	L 1600 MM	L 1800 MM	
1400 x 800 mm	€3640		802450				802491			KIT 4 802519 €749
1600 x 800 mm	€3700			802452				802493		
1800 x 800 mm	€3760				802455				802495	
1400 x 900 mm	€3660			802451				802492		
1600 x 900 mm	€3720				802453				802494	
1800 x 900 mm	€3780		Tall coffer panel - Low coffer panel Glass screen panel				802456	Glass screen panel Low coffer panel - Tall coffer panel		

Configuration:
Combined 2 enclosure
Sliding screen



SHOWER TRAYS	PRICE	LEFT-HAND VERSION	L 1400 MM	L 1600 MM	L 1800 MM	RIGHT-HAND VERSION	L 1400 MM	L 1600 MM	L 1800 MM	
1400 x 800 mm	€3340		802461				802500			KIT 3 802518 €795
1600 x 800 mm	€3400			802463				802502		
1800 x 800 mm	€3460				802464				802504	
1400 x 900 mm	€3360			802462				802501		
1600 x 900 mm	€3420				802529				802503	
1800 x 900 mm	€3480		Tall coffer panel - Low wall panel Glass screen panel				802465	Glass screen panel Low wall panel - Tall coffer panel		

Configuration:
Tall enclosure
Sliding screen



SHOWER TRAYS	PRICE	LEFT-HAND VERSION	L 1400 MM	L 1600 MM	L 1800 MM	RIGHT-HAND VERSION	L 1400 MM	L 1600 MM	L 1800 MM	
1400 x 800 mm	€3320		802470				802510			KIT 3 802518 €795
1600 x 800 mm	€3380			802472				802512		
1800 x 800 mm	€3440				802474				802514	
1400 x 900 mm	€3340			802471				802511		
1600 x 900 mm	€3400				802473				802513	
1800 x 900 mm	€3460		Tall coffer panel - Tall wall panel x2 Glass screen panel				802475	Glass screen panel Tall wall panel x2 - Tall coffer panel		

For colour wall panels, contact us (+€399).



Configuration: Combined 2 doorless

Fixed screen + shield
Shower tray 1400 x 900 mm
€3180 RRP excl. VAT
802342

DOORLESS CONFIGURATIONS

Shower trays

WIDTH OF 800 OR 900 MM

SHOWER TRAY LENGTH OPTIONS	1200 MM	1400 MM	1600 MM	1800 MM
Fixed screen	•	•	•	•
Fixed screen + shield	•	•	•	•

Screens



OR



Fixed screen (800 or 900 supplied with Arsis bar, 500 mm) + pivoting shield

Fixed screen

Accessory kits for each configuration

Configuration: Low	Fixed screen	Kit 4
	Fixed screen + shield	
Configuration: Combined 1	Fixed screen	Kit 3
	Fixed screen + shield	
Configuration: Combined 2	Fixed screen	Kit 4
	Fixed screen + shield	
Configuration: tall	Fixed screen	Kit 3
	Fixed screen + shield	

Accessory kits

	REF.	PRICE EXCL. VAT
KIT 1	802516	€849
Ritmo shower seat, white	047930	1
Arsis bar, 1000 mm, L/T-shaped, with shelf and built-in handheld shower head holder, white	049821	1
Arsis bar, 500 mm, white	049850	2
Mixer	802527	1
Handheld shower head kit	802528	1
Extra flat drain	801911	1

	REF.	PRICE EXCL. VAT
KIT 3	802518	€795
Ritmo shower seat, white	047930	1
Arsis bar, 1000 mm, L/T-shaped, with shelf and built-in handheld shower head holder, white	049821	1
Arsis bar, 500 mm, white	049850	1
Mixer	802527	1
Handheld shower head kit	802528	1
Extra flat drain	801911	1

	REF.	PRICE EXCL. VAT
KIT 2	802517	€799
Ritmo shower seat, white	047930	1
Arsis bar, 800 mm, white	049880	1
Arsis bar, 500 mm, white	049850	2
Handheld shower head holder, white	045315	1
Arsis shelf, white, 235 x 110 mm	047747	1
Mixer	802527	1
Handheld shower head kit	802528	1
Extra flat drain	801911	1

	REF.	PRICE EXCL. VAT
KIT 4	802519	€749
Ritmo shower seat, white	047930	1
Arsis bar, 800 mm, white	049880	1
Arsis bar, 500 mm, white	049850	1
Handheld shower head holder, white	045315	1
Arsis shelf, white, 235 x 110 mm	047747	1
Mixer	802527	1
Handheld shower head kit	802528	1
Extra flat drain	801911	1

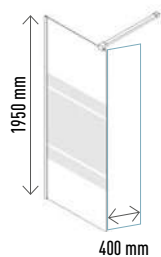


Configuration:

Low doorless

Fixed screen

Fixed screen + shield



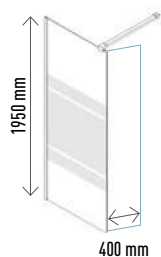
SHOWER TRAYS	FIXED SCREEN		FIXED SCREEN + SHIELD			KIT 4 802519 €749	
	L 1200 MM		L 800 + 400 MM	L 900 + 400 MM	L 1200 + 400 MM		
1200 x 800 mm	802300	€2580	802308	€2770			
1400 x 800 mm	802301	€2620		802521	€2810		
1600 x 800 mm	802302	€2660				802311	€2880
1800 x 800 mm	802303	€2700				802312	€2920
1200 x 900 mm	802304	€2600	802309	€2790			
1400 x 900 mm	802305	€2640		802310	€2830		
1600 x 900 mm	802306	€2680				802313	€2900
1800 x 900 mm	802307	€2720				802314	€2940

Configuration:

Combined 1 doorless

Fixed screen

Fixed screen + shield



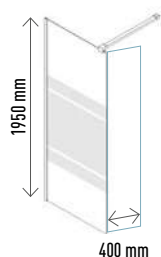
SHOWER TRAYS	FIXED SCREEN		FIXED SCREEN + SHIELD			KIT 3 802518 €795	
	L 1200 MM		L 800 + 400 MM	L 900 + 400 MM	L 1200 + 400 MM		
1200 x 800 mm	802315	€2540	802323	€2730			
1400 x 800 mm	802316	€2580		802325	€2770		
1600 x 800 mm	802317	€2620				802327	€2840
1800 x 800 mm	802318	€2660				802328	€2880
1200 x 900 mm	802319	€2560	802324	€2750			
1400 x 900 mm	802320	€2600		802326	€2790		
1600 x 900 mm	802321	€2640				802329	€2860
1800 x 900 mm	802322	€2680				802330	€2900

Configuration:

Combined 2 doorless

Fixed screen

Fixed screen + shield



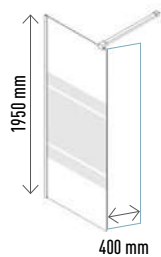
SHOWER TRAYS	FIXED SCREEN		FIXED SCREEN + SHIELD			KIT 4 802519 €749	
	L 1200 MM		L 800 + 400 MM	L 900 + 400 MM	L 1200 + 400 MM		
1200 x 800 mm	802331	€2930	802339	€3120			
1400 x 800 mm	802332	€2970		802341	€3160		
1600 x 800 mm	802333	€3010				802343	€3230
1800 x 800 mm	802334	€3050				802344	€3270
1200 x 900 mm	802335	€2950	802340	€3140			
1400 x 900 mm	802336	€2990		802342	€3180		
1600 x 900 mm	802337	€3030				802345	€3250
1800 x 900 mm	802338	€3070				802346	€3290

Configuration:

Tall doorless

Fixed screen

Fixed screen + shield



SHOWER TRAYS	FIXED SCREEN		FIXED SCREEN + SHIELD			KIT 3 802518 €795	
	L 1200 MM		L 800 + 400 MM	L 900 + 400 MM	L 1200 + 400 MM		
1200 x 800 mm	802347	€2960	802355	€3150			
1400 x 800 mm	802348	€3000		802357	€3200		
1600 x 800 mm	802349	€3040				802359	€3240
1800 x 800 mm	802350	€3080				802360	€3280
1200 x 900 mm	802351	€2980	802356	€3170			
1400 x 900 mm	802352	€3020		802358	€3220		
1600 x 900 mm	802353	€3060				802361	€3260
1800 x 900 mm	802354	€3100				802362	€3300

For colour wall panels, contact us (+€399).



T- or L-shaped grab bar

38 x 25 mm elliptical tube for optimum grip.

Modular: vertical bar convertible to T or L shape during initial assembly. Once the bar is mounted, the selected configuration is permanent.

Included: 1 shower shelf with hooks and 2 rotating shower head holders (1 sliding and 1 fixed).

COLOURS	REF.	€	MAX. WEIGHT	PRICE EXCL. VAT
White	049821	✓	150 kg	€169.00



RITMO seat

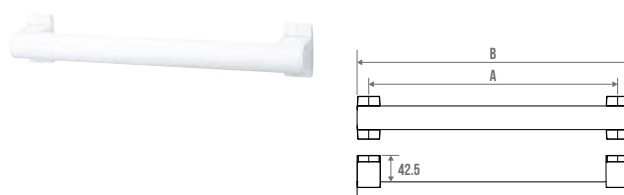
Compact retractable shower seat **with automatic stand**. **Ergonomic** seat made of **Reklite**, a thermo-compressed composite resin reinforced by a mineral filler and dyed in the mass. Aluminium base. Standardised height 500 mm.

COLOURS	REF.	€	MAX. WEIGHT	PRICE EXCL. VAT
White	047930	✓	150 kg	€239.00

ARSIS straight bar

38 x 25 mm elliptical aluminium tube for **optimum grip**. Polymer fixing caps.

COLOURS	REF.	€	MAX. WEIGHT	PRICE EXCL. VAT
WHITE				
A = 500 mm B = 537 mm	049850	✓	150 kg	€56.42
A = 800 mm B = 837 mm	049880		120 kg	€69.65



Arsis shelf

234 x 110 mm. Compatible with ARSIS bars only.

COLOURS	REF.	PRICE EXCL. VAT
White	047747	€27.51



Mixer and handheld shower head kit


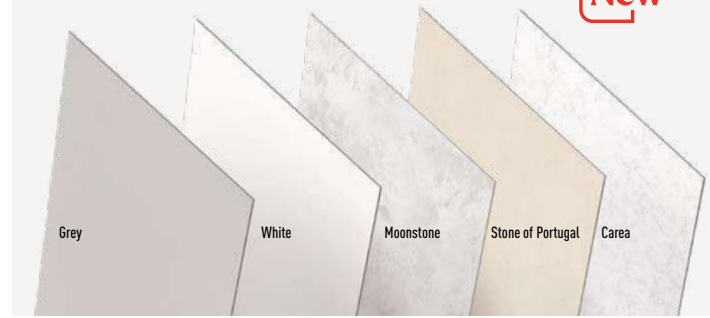
	REF.	PRICE EXCL. VAT
Cool-touch thermostatic mixer, NF C2	802527	€425
Handheld shower head kit, Chrome-finish ABS, 5 jets, NF standard + 1500-mm smooth hose	802528	€49.90

New

Solidéo wall panels

Our wall panels are the perfect solution for an easy, quick and low-cost renovation. Double-sided white/grey, 6 mm thick, they can be installed directly on an unfinished wall or on the existing substrate.

COLOURS	REF.	PRICE EXCL. VAT
WHITE / GREY		
Aluminium 900 x 2020 x 6 mm	802250	€259
Aluminium 1200 x 2020 x 6 mm	802251	€349
MOONSTONE		
Aluminium 900 x 2020 x 6 mm	802255	€369
Aluminium 1200 x 2020 x 6 mm	802256	€509
STONE OF PORTUGAL		
Aluminium 900 x 2020 x 6 mm	802253	€309
Aluminium 1200 x 2020 x 6 mm	802254	€449
CAREA		
Aluminium 900 x 2020 x 6 mm	802257	€309
Aluminium 1200 x 2020 x 6 mm	802258	€449



Quick and easy to install

You can install them by gluing (PU glue) them directly onto the tiles and very little wall preparation is required. They are very light, making them easy to handle.



PRM compatible

You can attach accessories (grab bars and shower seat) in complete safety and without reinforcements (guaranteed to hold up to 150 kg).



100% water-tight

Combined with our trims, they can be installed directly inside the shower.



Economical

Their overall cost is lower than tiling (purchase + installation).



Easy to maintain

Cleaning is easier as there are no joints.



Can be cut to size

They are suitable for all types of configuration.



Hard-wearing

Made of a polyethylene core and 2 aluminium sheets coated with a polyester lacquer, they are resistant to scratches, shocks and UV rays.

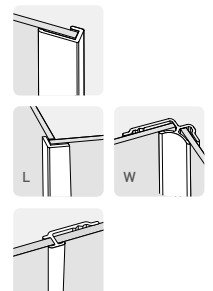


Convenient

You can cut them without dust and install them without adhesive mortar to guarantee a clean site.

Trim

FINISH	REF.		PRICE EXCL. VAT
	WHITE	GREY	
U-shaped end-cap trim, aluminium, height: 2020 mm	802012	802013	€64
CORNER			
W-shaped inside corner trim, aluminium, height: 2020 mm	802014	802015	€64
L-shaped outside corner trim, aluminium, height: 2020 mm	802016	802017	
JUNCTION			
Junction trim, aluminium, height: 2020 mm	802018	802019	€64





Shower screens

	REF.	PRICE EXCL. VAT
FIXED SCREEN		
800 x 1950 x 6 mm Pre-drilled and supplied with a 500 mm Arsis bar	802080	€399
900 x 1950 x 6 mm Pre-drilled and supplied with a 500 mm Arsis bar	802090	€429
1200 x 1950 x 6 mm	802120	€459
SLIDING SCREEN		
Left 1400 x 1950 x 6 mm	802140	€799
Right 1400 x 1950 x 6 mm	802141	€799
Left 1600 x 1950 x 6 mm	802160	€819
Right 1600 x 1950 x 6 mm	802161	€819
Left 1800 x 1950 x 6 mm	802180	€899
Right 1800 x 1950 x 6 mm	802181	€899
HINGED DOOR		
Left 1200 x 1950 x 6 mm	802220	€669
Right 1200 x 1950 x 6 mm	802221	€669
Left 1400 x 1950 x 6 mm	802240	€759
Right 1400 x 1950 x 6 mm	802241	€759
180° PIVOTING SHIELD		
400 x 1950 x 6 mm	802040	€219

	DIMENSIONS	PASSAGE WIDTH
SLIDING SCREEN	1400 mm	650 mm
	1600 mm	750 mm
	1800 mm	850 mm
HINGED DOOR	1200 mm	585 mm
	1400 mm	695 mm



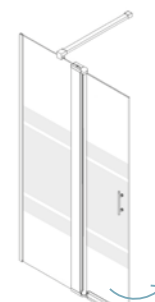
Fixed screen



Sliding screen with fixed segment



Hinged door with fixed segment



Fixed screen + pivoting shield



Shower
trays




CAN BE CUT TO SIZE



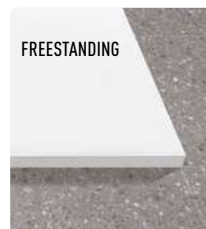
LIGHTWEIGHT



PN24 NON-SLIP



3 installation configurations to choose from




Fitéo shower tray

Extra-flat: 26 mm thick and can be cut to size. PN24 non-slip coating. Shock-resistant. Included: drain cover.

	REF.	PRICE EXCL. VAT	REF.	PRICE EXCL. VAT
	STARLIGHT WHITE		MINERAL GREY	
900 x 900 mm	801090	€320.44	•	•
1000 x 800 mm	801080	€356.19	•	•
1200 x 700 mm	801270	€396.07	•	•
1200 x 800 mm	801280	€408.72	801281	€430.75
1200 x 900 mm	801290	€429.73	801291	€453.85
1400 x 700 mm	801470	€431.77	•	•
1400 x 800 mm	801480	€453.85	801481	€474.87
1400 x 900 mm	801490	€488.53	801491	€513.78
1600 x 700 mm	801670	€475.94	•	•
1600 x 800 mm	801680	€499.04	801681	€520.05
1600 x 900 mm	801690	€535.81	801691	€555.75
1800 x 800 mm	801880	€555.75	801881	€577.83
1800 x 900 mm	801890	€579.93	801891	€608.28

Wheelchair access ramp

COLOURS	REF.	PRICE EXCL. VAT
WHITE		
900 x 124 mm	801992	€49
1800 x 124 mm	801918	€98



Corner connection for ramp

COLOURS	REF.	PRICE EXCL. VAT
WHITE		
124 x 124 mm	801922	€14



Adjustable stabiliser pedestals

To raise and wedge a tray quickly. **Height-adjustable** from 68 to 125 mm. Each unit leg withstands 300 kg. Number of pedestals depends on the size of the tray (refer to the instructions). Set of 4.


COLOURS	REF.	PRICE EXCL. VAT
Black	801900	€24.08



Apron kit

Kit composed of: 1 rigid apron made of thermocompressed, rot-proof and synthetic material that can be cut to size, 2 support feet and 2 fixing rings. Compatible only with Fitéo shower trays.

COLOURS	REF.	PRICE EXCL. VAT
WHITE		
900 x 124 x 10 mm	801990	€40.10
2000 x 124 x 10 mm	801920	€85.40
GREY		
900 x 124 x 10 mm	801991	€40.10
2000 x 124 x 10 mm	801921	€85.40



Extra flat drain

Ø 90 mm. Easy and quick to install and efficient evacuation of 41 L/min. Height 60 mm. Horizontal outlet Ø 40 mm. Built-in slope 2.5°. Direct access to the pipe: easy cleaning without tools.

COLOURS	REF.	PRICE EXCL. VAT
Black	801911	€50.95



Zero step

The "zero step" decree implemented in 2021 is a regulatory measure aimed at improving the accessibility of housing, in particular bathrooms, for people with reduced mobility or who have difficulty moving. This decree makes it mandatory to build a step-free shower in new residential buildings. Waterproofing must be implemented throughout the room in continuity with the shower area: a specific waterproofing connection subject to a technical assessment (such as AT, ATEX or other) must be provided between the shower area and the rest of the bathroom.

The sealing kit for zero step is subject to ATEX certification by the CSTB (No. 3388_V1).

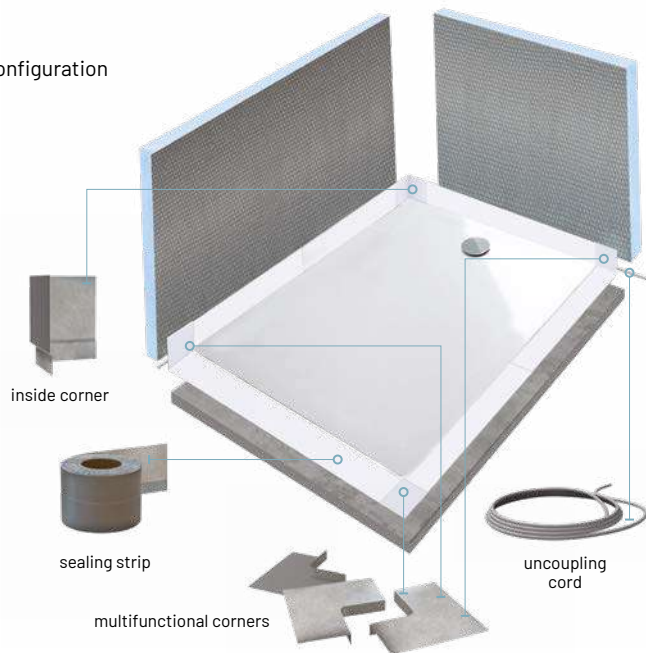


Sealing kit

This kit is composed of a flexible self-adhesive strip (glue-less installation), 3 multifunctional corners, an inside corner angle and an uncoupling cord. Dry process.

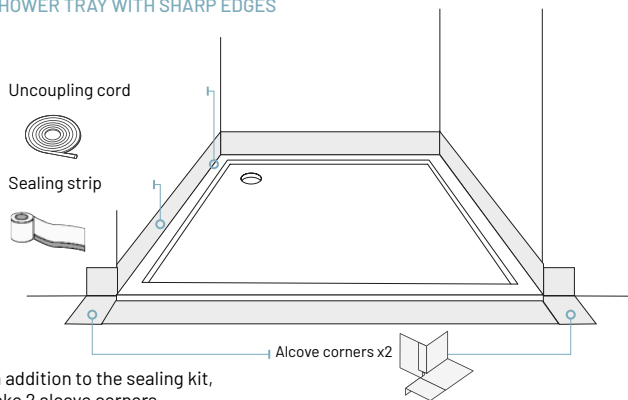
	REF.	PRICE EXCL. VAT
Size M - Perimeter < 4 m	801912	€164.50
Size L - Perimeter > 4 m	801913	€189.50

INSTALLATION PRINCIPLE corner configuration



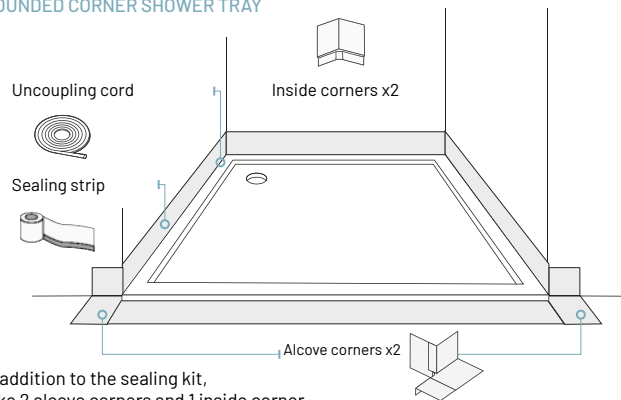
INSTALLATION PRINCIPLE alcove configuration

SHOWER TRAY WITH SHARP EDGES



In addition to the sealing kit, take 2 alcove corners.

ROUNDED CORNER SHOWER TRAY



In addition to the sealing kit, take 2 alcove corners and 1 inside corner.

Sealing kit supplement

	REF.	PRICE EXCL. VAT
Inside corner	801914	€27.95
Alcove corner, set of 2	801915	€55.90

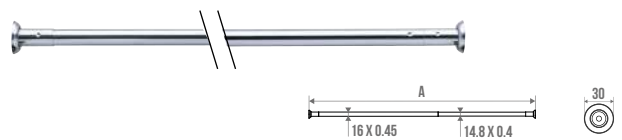




Extendable straight curtain rod, 2 base plates

Ø 16 tube. Cannot be cut to size.

COLOURS	REF.	PRICE EXCL. VAT
CHROME-PLATED		
A = 580 to 900 mm	004631	€66.84
A = 880 to 1500 mm	004632	€89.34



Extendable straight curtain rod, 2 base plates

Ø 16 tube. Cannot be cut to size.

The tube is adjusted after the base plates have been fixed to the wall.


COLOURS	REF.	PRICE EXCL. VAT
CHROME-PLATED		
A = 620 to 1020 mm	004911	€73.63
A = 1020 to 1800 mm	004912	€99.29



Straight curtain rod \varnothing 16 mm

\varnothing 16 tube. White ABS base plates. Can be cut to size.

COLOURS	REF.	PRICE EXCL. VAT
CHROME-PLATED		
A = 800 mm	004044	€27.65
A = 1000 mm	004045	€32.40
WHITE		
A = 800 mm	004042	€24.20
A = 1000 mm	004043	€29.45



Extendable curtain rod, 2 suction cups

2 tubes \varnothing 18 and \varnothing 20 mm. 2 rubber suction cups. Cannot be cut to size.

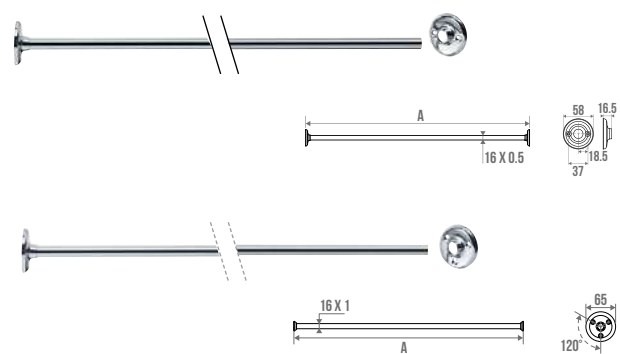
COLOURS	REF.	PRICE EXCL. VAT
ANODISED		
A = 750 to 1250 mm	004051	€22.75
A = 1200 to 2200 mm	004052	€28.95



Straight curtain rod, 2 sliding base plates

\varnothing 16 tube. Can be cut to size.

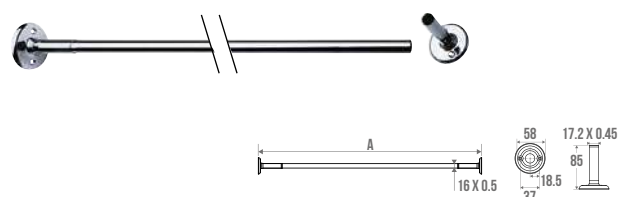
COLOURS	REF.	PRICE EXCL. VAT
CHROME-PLATED		
A = 800 mm	004012	€38.22
A = 1000 mm	004013	€43.90
A = 1200 mm	004014	€51.21
A = 1500 mm	004015	€63.19
A = 1800 mm	004226	€103.23
A = 2000 mm	004228	€112.77



Straight curtain rod, 2 sliding base plates

\varnothing 16 tube. \varnothing 17.2 tube base plates. Can be cut to size.

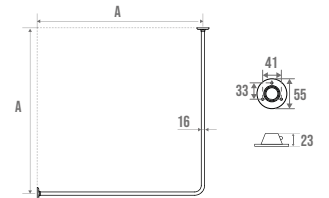
COLOURS	REF.	PRICE EXCL. VAT
CHROME-PLATED		
A = 800 mm	004022	€52.38
A = 1000 mm	004023	€58.37
A = 1200 mm	004024	€64.86



90° corner curtain rod Ø 16 mm

Ø 16 tube. White ABS base plates. Can be cut to size.

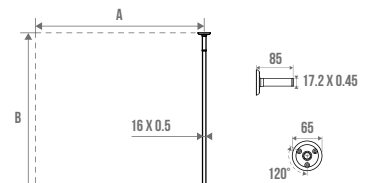
COLOURS	REF.	PRICE EXCL. VAT
WHITE		
A = 800 x 800 mm	004142	€44.65
A = 1000 x 1000 mm	004143	€55.60
CHROME-PLATED		
A = 800 x 800 mm	004144	€56.00
A = 1000 x 1000 mm	004145	€63.45



90° corner curtain rod Ø 16 mm

Ø 16 tube. Can be cut to size.

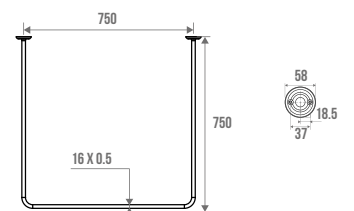
COLOURS	REF.	PRICE EXCL. VAT
A = 800 mm B = 800 mm	004113	€80.25
A = 900 mm B = 900 mm	004117	€86.16
A = 1000 mm B = 1000 mm	004114	€92.32
A = 1150 mm B = 800 mm	004115	€100.10
A = 1200 mm B = 900 mm	004116	€103.13
A = 1700 mm B = 700 mm	004527	€167.89



U-shaped curtain rod

750 x 750 mm. Ø 16 tube. Cannot be cut to size. 2 welded base plates.

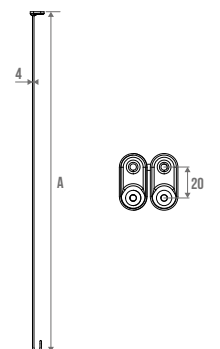
COLOURS	REF.	PRICE EXCL. VAT
Chrome-plated	004172	€152.86



Ceiling tensioner, can be cut to size

Double rod. Stainless steel bar for Ø 16 mm tube.

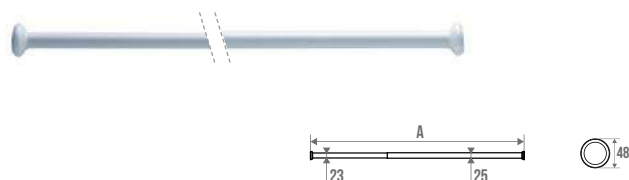
COLOURS	REF.	PRICE EXCL. VAT
CHROME-PLATED		
A = 900 mm	004202	€33.54
A = 1300 mm	004203	€46.01



Extendable straight curtain rod with suction cup

Tubes \varnothing 23 and \varnothing 25 mm. Cannot be cut to size. The curtain rod is fixed against the walls by simply pressing it.

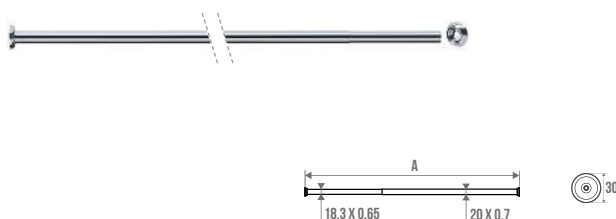
COLOURS	REF.	PRICE EXCL. VAT
WHITE		
A = 750 to 1250 mm	013410	€30.15
A = 1200 to 2200 mm	013420	€36.25



Extendable curtain rod \varnothing 20 mm

\varnothing 20 tube. Cannot be cut to size. The tube is adjusted after the base plates have been fixed to the wall.

COLOURS	REF.	PRICE EXCL. VAT
CHROME-PLATED		
A = 580 to 900 mm	004641	€77.65
A = 880 to 1200 mm	004642	€92.62
A = 1180 to 2100 mm	004643	€133.32
A = 1420 to 2050 mm	004923	€132.67



Ceiling tensioner, can be cut to size

Double rod. Stainless steel bar for \varnothing 20 mm tube.

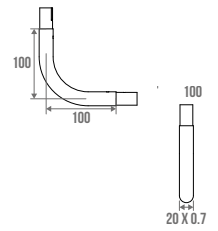
COLOURS	REF.	PRICE EXCL. VAT
CHROME-PLATED		
A = 900 mm	004802	€33.54
A = 1300 mm	004803	€46.01



Bend & 2 sleeves

90° corner bend. \varnothing 20 tube.

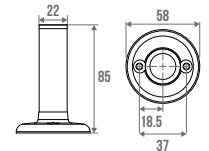
COLOURS	REF.	PRICE EXCL. VAT
Chrome-plated	004719	€24.05



Sliding base plate

For straight and corner shower curtain rod \varnothing 20 mm. Sold individually.

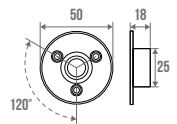
COLOURS	REF.	PRICE EXCL. VAT
Chrome-plated	004705	€18.44



Eco base plate

Zamak. For straight shower curtain rod \varnothing 20 mm. Visible fixings.

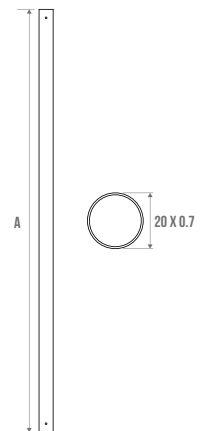
COLOURS	REF.	PRICE EXCL. VAT
CHROME-PLATED		
Per unit	004703	€5.10
Per pair	004704	€11.95



Straight tube

Straight tube that can be cut to size \varnothing 20. To be assembled.

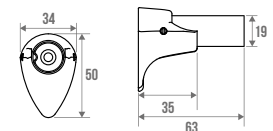
COLOURS	REF.	PRICE EXCL. VAT
CHROME-PLATED		
A = 500 mm	004822	€24.54
A = 600 mm	004823	€25.81
A = 650 mm	004824	€27.19
A = 700 mm	004825	€27.39
A = 800 mm	004827	€30.71
A = 900 mm	004832	€35.40
A = 1000 mm	004834	€37.74



Concealed fixing base plate with sleeve

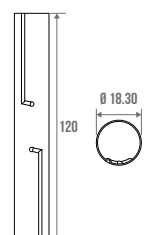
\varnothing 20 tube. Sold individually.

COLOURS	REF.	PRICE EXCL. VAT
Chrome-plated	004715	€31.42



Extension sleeve

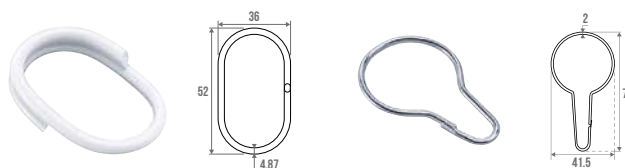
COLOURS	REF.	PRICE EXCL. VAT
Chrome-plated	004843	€9.22



Shower curtain rings

Bag of 12 rings.


COLOURS	REF.	PRICE EXCL. VAT
WHITE		
Reinforced white plastic.	804022	€5.67
CHROME-PLATED		
Chrome-plated brass wire.	693312	€9.94



Polyester curtains H1800 mm

Water-repellent. Weighted bottom. White plastic rings.


COLOURS	REF.	PRICE EXCL. VAT
WHITE		
Width 900 mm. 6 rings.	806090	€37.45
Width 1200 mm. 8 rings.	806120	€43.30
Width 1800 mm. 12 rings.	806180	€49.55



PVC curtains

White. White plastic rings.

COLOURS	REF.	PRICE EXCL. VAT
WHITE H1800 MM - WEIGHTED BOTTOM		
Width 900 mm. 6 rings.	804090	€20.81
Width 1200 mm. 7 rings.	804120	€25.25
Width 1500 mm. 10 rings.	804150	€28.00
Width 1800 mm. 10 rings.	804180	€34.14
WHITE H 2000 MM - CUT BOTTOM		
Width 900 mm. 6 rings.	804092	€23.65
Width 1200 mm. 8 rings.	804122	€33.15
Width 1500 mm. 10 rings.	804152	€36.90
Width 1800 mm. 12 rings.	804182	€38.35



Eco PVC curtains

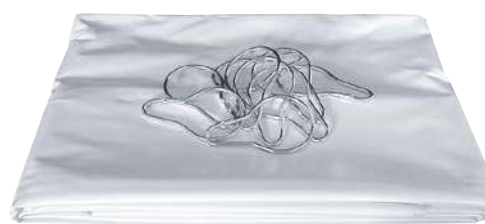
COLOURS	REF.	PRICE EXCL. VAT
Width 1800 mm. 12 rings.	803182	€25.34



Flame-retardant PVC curtains

M1 class. Weighted bottom. Chrome-plated brass wire rings.

COLOURS	REF.	PRICE EXCL. VAT
WHITE H*1800 MM		
Width 1200 mm. 8 rings.	805120	€50.56
Width 1400 mm. 9 rings.	805140	€52.85
Width 1800 mm. 12 rings.	805180	€59.44
WHITE H*2000 MM		
Width 1400 mm. 9 rings.	805142	€56.77
Width 1800 mm. 12 rings.	805182	€61.50



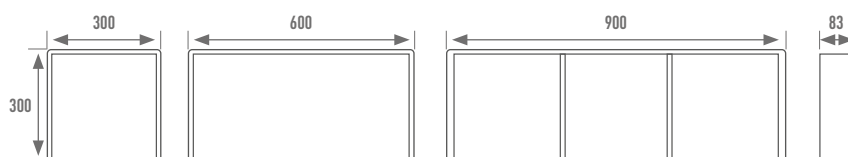


Alcoves

Alcove

Easy installation. Can be recessed. Sleek design with rounded corners. 3 sizes and 3 colour finishes available for each format.

COLOURS	REF.	PRICE EXCL. VAT
MATT WHITE		
300 x 300 x 83 mm	001030	€230.43
600 x 300 x 83 mm	001060	€410.13
900 x 300 x 83 mm	001090	€660.40
BRUSHED		
300 x 300 x 83 mm	001032	€188.53
600 x 300 x 83 mm	001062	€318.63
900 x 300 x 83 mm	001092	€567.79
MATT BLACK		
300 x 300 x 83 mm	001031	€230.43
600 x 300 x 83 mm	001061	€410.13
900 x 300 x 83 mm	001091	€660.40





Washbasin

Stratus washbasin tops:

Material: marble powder bonded with synthetic resin.
Smooth and non-porous Gel-Coat coating.
Material meeting the NF EN 14688 standard.

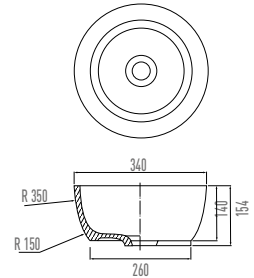
Advantages: easy to clean, scratch-resistant and resistant to temperatures up to 95°, durable and repairable.

Mimizan countertop basin

Basin Ø 340 mm. Without an overflow.

COLOURS	REF.	PRICE EXCL. VAT
White	052674	€328.80

New

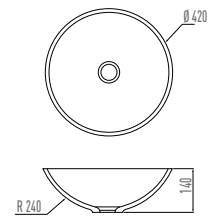


Oléron countertop basin

Ø 420 mm basin. Without overflow.

COLOURS	REF.	PRICE EXCL. VAT
White	052672	€336.70

New

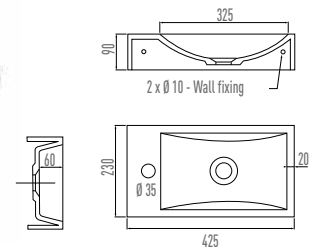


Lorient wall-hung washbasin

325 x 190 mm basin. Without overflow.
Freestanding (Pre-drilled for wall mounting).

COLOURS	REF.	PRICE EXCL. VAT
WHITE		
Left-hand version	052692	€195.76
Right-hand version	052675	

New

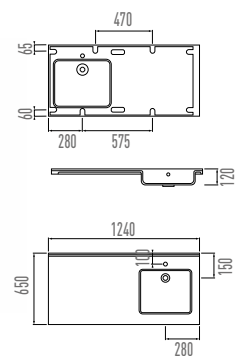


Washbasin top for Cherbourg washing machine

420 x 400 mm basin offset to make room for the washing machine.
Ideal in a laundry room. Centred tap. With or without overflow*.

COLOURS	REF.	PRICE EXCL. VAT
WHITE		
Left-hand basin	052691	€670.75
Right-hand basin	052673	

New



*To be specified when ordering.



Accessories



ALUR	116
ARSIS	122
CUBIC	124
PURE	126
FIL	128
LOFT	130
STYLE	134
TRIOLO	136
DUROFORT	138
CLASSIC	140
TOILET SEAT RISERS	145
MIRRORS & MIRROR SUPPORTS	146
HAIR DRYERS	149

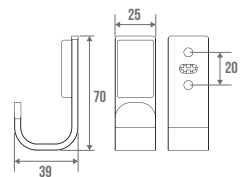


Alur

Functional and elegant, the Alur aluminium range dispenses with the superfluous. Its matt thermo-lacquered coating brings a touch of style for a sleek and refined bathroom and toilet.

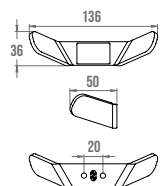
Bathrobe holder hook

COLOURS	REF.	PRICE EXCL. VAT
Matt white	400818	€15.20
Matt grey	400918	
Matt black	400718	



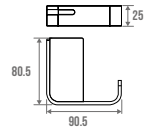
Double bathrobe holder hook

COLOURS	REF.	PRICE EXCL. VAT
Matt white	400819	€28.31
Matt grey	400919	
Matt black	400719	



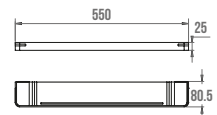
Bathrobe holder

COLOURS	REF.	PRICE EXCL. VAT
Matt white	400811	€17.91
Matt grey	400911	
Matt black	400711	



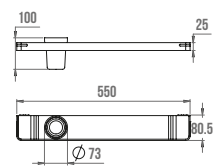
Washbasin shelf

COLOURS	REF.	PRICE EXCL. VAT
Matt white	400823	€82.37
Matt grey	400923	
Matt black	400723	



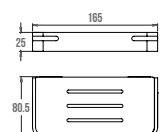
Washbasin shelf with glass holder

COLOURS	REF.	PRICE EXCL. VAT
Matt white	400824	€85.07
Matt grey	400924	
Matt black	400724	



Soap dish

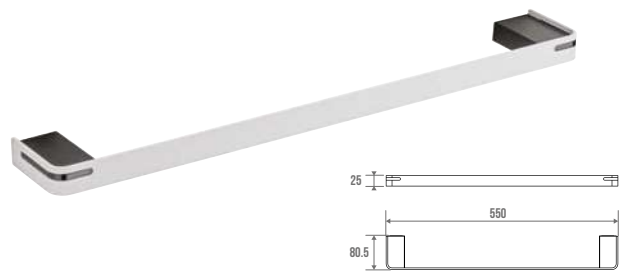
COLOURS	REF.	PRICE EXCL. VAT
Matt white	400822	€48.05
Matt grey	400922	
Matt black	400722	






Towel rail, 1 bar

COLOURS	REF.	PRICE EXCL. VAT
Matt white	400812	€39.68
Matt grey	400912	
Matt black	400712	



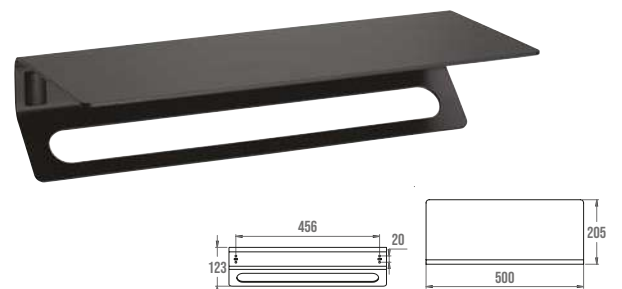
Towel rail, 2 bars

COLOURS	REF.	PRICE EXCL. VAT
Matt white	400820	€56.00
Matt grey	400920	
Matt black	400720	



Towel rack

COLOURS	REF.	PRICE EXCL. VAT
Matt white	400821	€163.87
Matt grey	400921	
Matt black	400721	



L-shaped corner shower shelf

COLOURS	REF.	PRICE EXCL. VAT
Matt white	400829	€71.81
Matt grey	400929	
Matt black	400729	



Triangular shower shelf

COLOURS	REF.	PRICE EXCL. VAT
Matt white	400828	€53.35
Matt grey	400928	
Matt black	400728	



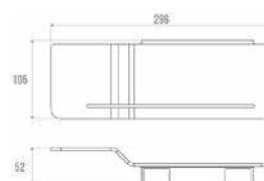
Rectangular shower shelf

COLOURS	REF.	PRICE EXCL. VAT
Matt white	400826	€71.81
Matt grey	400926	
Matt black	400726	



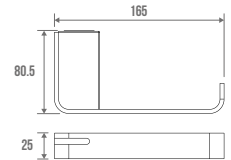
2-level shower shelf

COLOURS	REF.	PRICE EXCL. VAT
Matt white	400827	€71.81
Matt grey	400927	
Matt black	400727	



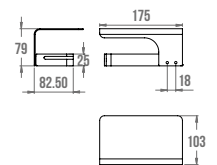
Toilet paper dispenser

COLOURS	REF.	PRICE EXCL. VAT
Matt white	400813	€23.26
Matt grey	400913	
Matt black	400713	



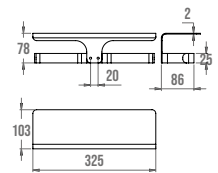
Toilet paper dispenser with shelf

COLOURS	REF.	PRICE EXCL. VAT
Matt white	400814	€51.51
Matt grey	400914	
Matt black	400714	



Double toilet paper dispenser with shelf

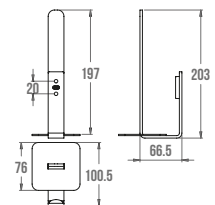
COLOURS	REF.	PRICE EXCL. VAT
Matt white	400815	€78.19
Matt grey	400915	
Matt black	400715	



Toilet paper reserve

Wall-mounted. For 2 rolls.

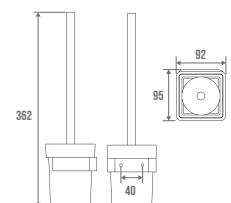
COLOURS	REF.	PRICE EXCL. VAT
Matt white	400816	€54.32
Matt grey	400916	
Matt black	400716	



Wall-mounted toilet brush holder

Aluminium support. Removable translucent glass receptacle for easy cleaning. Silicone brush.

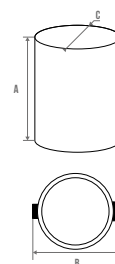
COLOURS	REF.	PRICE EXCL. VAT
Matt white	400817	€59.06
Matt grey	400917	
Matt black	400717	



Pedal bin

Removable black bucket with metal handle inside.

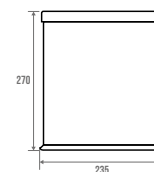
COLOURS	REF.	PRICE EXCL. VAT
WHITE (STEEL)		
3 litres. A = 270 mm B = 230 mm C = 167 mm	870210	€47.78
5 litres. A = 284 mm B = 260 mm C = 203 mm	870360	€64.85
12 litres. A = 400 mm B = 320 mm C = 250 mm	870380	€87.37
GLOSSY POLISHED (STAINLESS STEEL)		
3 litres. A = 270 mm B = 230 mm C = 167 mm	870280	€60.05
5 litres. A = 284 mm B = 260 mm C = 203 mm	870359	€84.64
12 litres. A = 400 mm B = 320 mm C = 250 mm	870369	€112.62
MATT BLACK (STEEL)		
3 litres. A = 270 mm B = 230 mm C = 167 mm	872403	€57.88
5 litres. A = 284 mm B = 260 mm C = 203 mm	872405	€71.16



Waste bin

Steel. 10 litres. Bag held in place by the double wall. Protective rubber underside to prevent floor scratches.

COLOURS	REF.	PRICE EXCL. VAT
Satin black	872410	€82.47





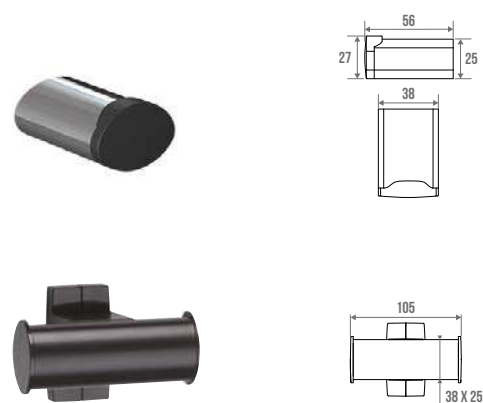
Arsis

Modern aluminium accessories that match perfectly with the seats and bars of the same collection to create an elegant and timeless atmosphere.

Bathrobe holder


Anthracite grey synthetic resin tip (on the 1-hook bathrobe holder only).

COLOURS	REF.	PRICE EXCL. VAT
CHROME-PLATED		
1 hook	049018	€20.76
WHITE		
1 hook	049818	€20.09
2 hooks	049811	€35.85
GLOSSY ANODISED		
2 hooks	049611	€63.04
ANTHRACITE		
2 hooks	049711	€40.07
WHITE & MATT CHROME-PLATED		
2 hooks	049911	€50.17

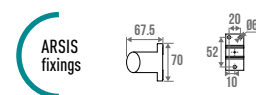


Double towel rail

COLOURS	REF.	PRICE EXCL. VAT
Glossy anodised	049612	€91.67
White & Matt chrome-plated	049912	€75.92
White	049812	€57.32
Anthracite	049712	€61.80

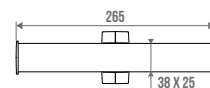
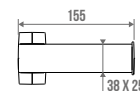


i ARSIS seats p.11 and ARSIS grab bars p.29



Toilet paper dispenser

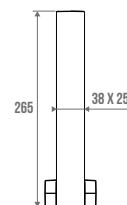
COLOURS	REF.	PRICE EXCL. VAT
WHITE		
Single	049813	€43.01
Double	049814	€50.17
GLOSSY ANODISED		
Single	049613	€68.76
Double	049614	€75.92
ANTHRACITE		
Single	049713	€47.08
Double	049714	€54.08
WHITE & MATT CHROME-PLATED		
Single	049913	€57.32
Double	049914	€64.48



Toilet paper reserve

For 2 rolls.

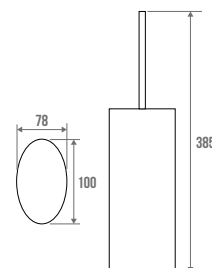
COLOURS	REF.	PRICE EXCL. VAT
Glossy anodised	049615	€77.36
White & Matt chrome-plated	049915	€64.48
Anthracite	049715	€54.08
White	049815	€50.17



Toilet brush holder

Stainless steel. Wall-mounted or free-standing.

COLOURS	REF.	PRICE EXCL. VAT
Glossy polished	049017	€75.92
White & Glossy polished	049817	



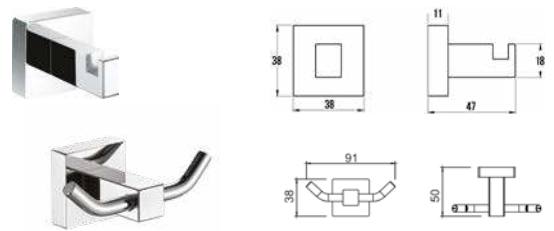


Cubic

Chrome-plated brass reflects light and stands out for the quality of its polished and smooth finish.

Bathrobe holder

COLOURS	REF.	PRICE EXCL. VAT
CHROME-PLATED		
1 hook	100130	€25.86
2 hooks	100132	€32.35



Wall-mounted soap dish

Perforated dish allows better water drainage.

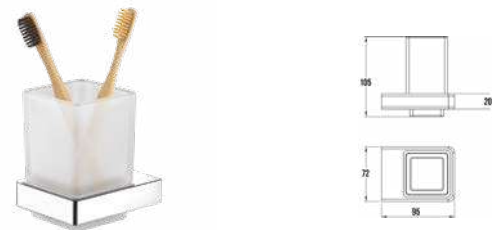
COLOURS	REF.	PRICE EXCL. VAT
Chrome-plated	100115	€52.79



Wall-mounted glass holder

Removable glass for easy cleaning.

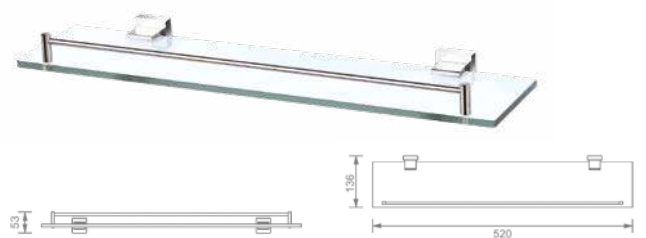
COLOURS	REF.	PRICE EXCL. VAT
Chrome-plated	100155	€52.79



Washbasin shelf


Safety glass shelf.

COLOURS	REF.	PRICE EXCL. VAT
Chrome-plated	100150	€85.34



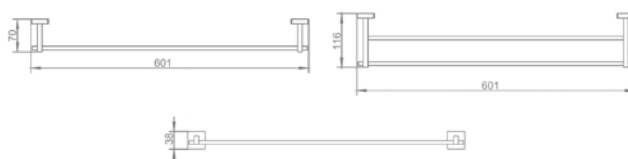
Towel rack

COLOURS	REF.	PRICE EXCL. VAT
Chrome-plated	100110	€269.86



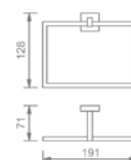
Towel rail

COLOURS	REF.	PRICE EXCL. VAT
CHROME-PLATED		
1 fixed bar	100140	€96.26
2 fixed bars	100142	€146.01



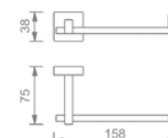
Towel ring

COLOURS	REF.	PRICE EXCL. VAT
Chrome-plated	100145	€86.42



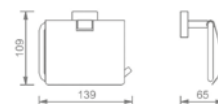
Toilet paper dispenser

COLOURS	REF.	PRICE EXCL. VAT
Chrome-plated	100160	€41.10



Toilet paper dispenser with cover

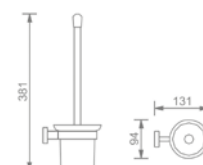
COLOURS	REF.	PRICE EXCL. VAT
Chrome-plated	100165	€43.16



Wall-mounted toilet brush holder

Removable glass jar for easy cleaning. Silicone brush.

COLOURS	REF.	PRICE EXCL. VAT
Chrome-plated	100190	€74.11





Pure

The generous edges of this range accentuate the mirror effect of the chrome-plated brass for a sophisticated and extremely pure effect!

Bathrobe holder

COLOURS	REF.	PRICE EXCL. VAT
CHROME-PLATED		
1 hook	300130	€25.14
2 hooks	300132	€29.46



Wall-mounted soap dish

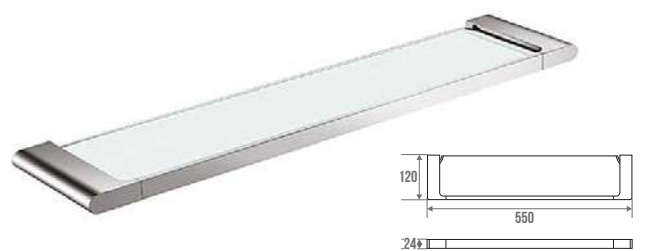
COLOURS	REF.	PRICE EXCL. VAT
Chrome-plated	300115	€94.56



Washbasin shelf

Transparent glass.

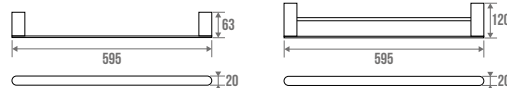
COLOURS	REF.	PRICE EXCL. VAT
Chrome-plated	300150	€97.96



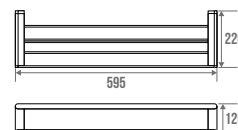
Towel rail



COLOURS	REF.	PRICE EXCL. VAT
CHROME-PLATED		
1 fixed bar	300140	€79.93
2 fixed bars	300142	€96.26



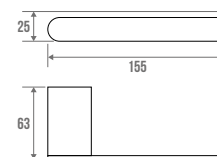
Towel rack



COLOURS	REF.	PRICE EXCL. VAT
Chrome-plated	300110	€321.62

Toilet paper dispenser

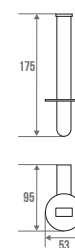
COLOURS	REF.	PRICE EXCL. VAT
Chrome-plated	300160	€37.24



Toilet paper reserve

For 1 roll.

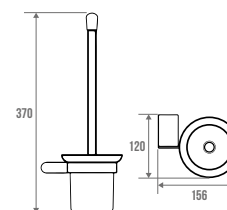
COLOURS	REF.	PRICE EXCL. VAT
Chrome-plated	300170	€49.34



Wall-mounted toilet brush holder

Removable sandblasted glass jar for easy cleaning.
Silicone brush.

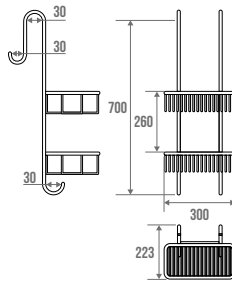
COLOURS	REF.	PRICE EXCL. VAT
Chrome-plated	300190	€78.54



Hanging shower basket

Brass. 2 levels. With 2 glove hooks.

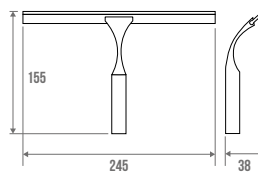
COLOURS	REF.	PRICE EXCL. VAT
Chrome-plated	005156	€223.31



Shower squeegee

Stainless steel. With wall mount.

COLOURS	REF.	PRICE EXCL. VAT
Glossy polished	005158	€39.25

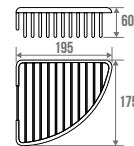


Wall-mounted corner shower basket

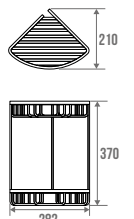
Brass.

COLOURS	REF.	PRICE EXCL. VAT
CHROME-PLATED		
Single	005154	€53.03
Double	005155	€110.99

Single



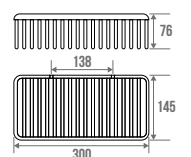
Double



Wall-mounted straight shower basket

Brass.

COLOURS	REF.	PRICE EXCL. VAT
Chrome-plated	005153	€63.25



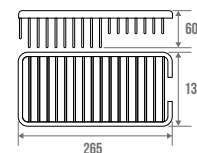

Fil

No more cluttered shower trays and bathtub edges!

2-level wall-mounted shower basket

Brass.

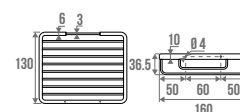
COLOURS	REF.	PRICE EXCL. VAT
Chrome-plated	005157	€49.91



Wall-mounted straight soap dish

Brass.

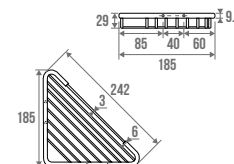
COLOURS	REF.	PRICE EXCL. VAT
Chrome-plated	005146	€45.53



Wall-mounted corner soap dish

Brass.

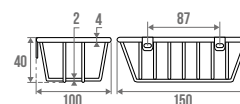
COLOURS	REF.	PRICE EXCL. VAT
Chrome-plated	005147	€51.40



Wall-mounted sponge & soap stand

Stainless steel. Visible screws.

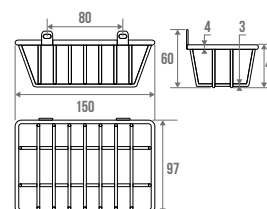
COLOURS	REF.	PRICE EXCL. VAT
Glossy polished	065144	€29.02



Wall-mounted soap dish

Steel. Visible screws.

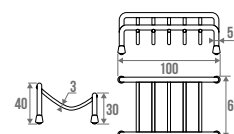
COLOURS	REF.	PRICE EXCL. VAT
Chrome-plated	825144	€16.85
White	841144	€16.07



Sponge and soap stand

Stainless steel.

COLOURS	REF.	PRICE EXCL. VAT
Glossy polished	065522	€14.79

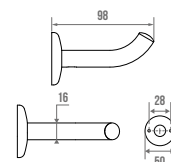


LOFT

The rounded shapes of this brass range bring a touch of softness to bathroom spaces and create a unique world, between retro and modern.

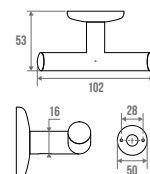
Bathrobe holder, 1 hook

COLOURS	REF.	PRICE EXCL. VAT
Chrome-plated	010130	€23.95



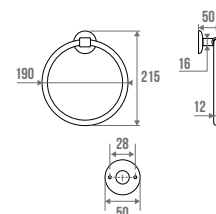
Bathrobe holder, 2 hooks

COLOURS	REF.	PRICE EXCL. VAT
Chrome-plated	010132	€40.54



Towel ring

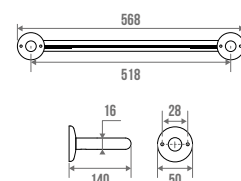
COLOURS	REF.	PRICE EXCL. VAT
Chrome-plated	010145	€60.57



Washbasin shelf

Tempered safety glass.

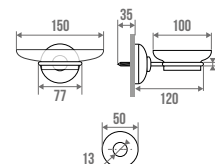
COLOURS	REF.	PRICE EXCL. VAT
Chrome-plated	010170	€101.36



Wall-mounted soap dish

Removable sandblasted translucent resin soap dish.

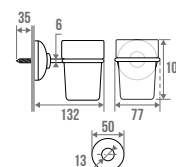
COLOURS	REF.	PRICE EXCL. VAT
Chrome-plated	010155	€57.07



Wall-mounted glass holder

Removable sandblasted translucent resin glass.

COLOURS	REF.	PRICE EXCL. VAT
Chrome-plated	010156	€57.07





Towel rack

Brass + Steel.

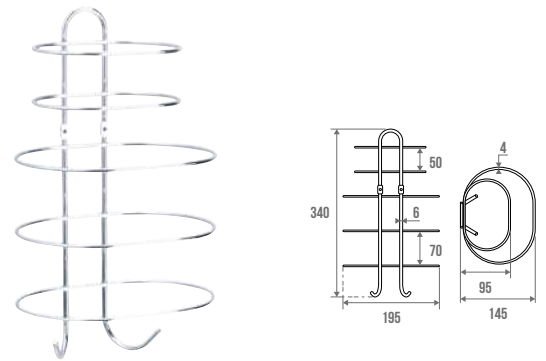
COLOURS	REF.	PRICE EXCL. VAT
Chrome-plated	010111	€112.89



Tiered towel rack

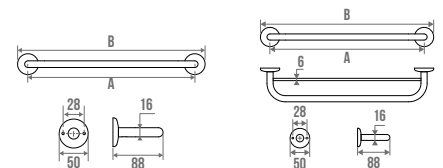
Steel.

COLOURS	REF.	PRICE EXCL. VAT
Chrome-plated	010185	€59.23



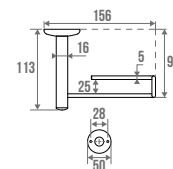
Towel rail

COLOURS	REF.	PRICE EXCL. VAT
CHROME-PLATED		
1 fixed bar	A = 400 mm B = 450 mm	010140 €42.90
	A = 600 mm B = 650 mm	010150 €49.75
2 fixed bars	A = 400 mm B = 450 mm	010120 €60.26
	A = 600 mm B = 650 mm	010121 €65.92



Toilet paper dispenser

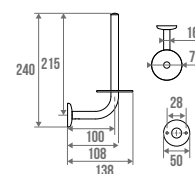
COLOURS	REF.	PRICE EXCL. VAT
Chrome-plated	010160	€45.89



Toilet paper reserve

For 2 rolls.

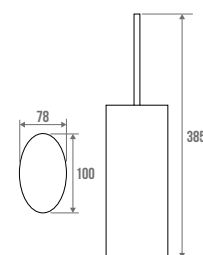
COLOURS	REF.	PRICE EXCL. VAT
Chrome-plated	010164	€56.65



Toilet brush holder

Stainless steel. Wall-mounted or free-standing.

COLOURS	REF.	PRICE EXCL. VAT
Glossy polished	049017	€75.92



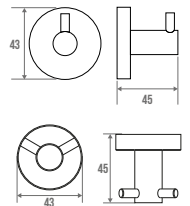


Style

The untreated appearance of stainless steel combined with a brushed finish evokes the “factory spirit” of contemporary design.

Bathrobe holder

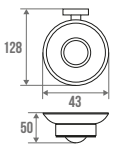
COLOURS	REF.	PRICE EXCL. VAT
BRUSHED		
1 hook	200130	€19.68
2 hooks	200132	€27.30



Wall-mounted soap dish

Translucent soap dish

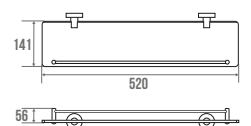
COLOURS	REF.	PRICE EXCL. VAT
Brushed	200115	€40.43



Washbasin shelf

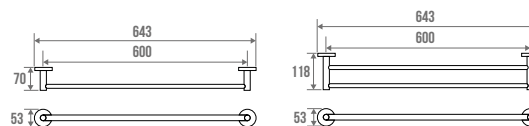
Transparent glass.

COLOURS	REF.	PRICE EXCL. VAT
Brushed	200150	€75.25



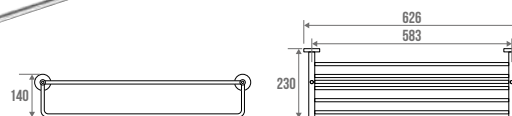

Towel rail

COLOURS	REF.	PRICE EXCL. VAT
CHROME-PLATED		
1 fixed bar	200140	€49.19
2 fixed bars	200142	€64.79



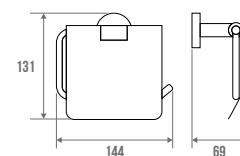
Towel rack

COLOURS	REF.	PRICE EXCL. VAT
Brushed	200110	€133.44



Toilet paper dispenser with cover

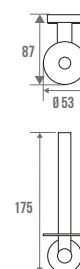
COLOURS	REF.	PRICE EXCL. VAT
Brushed	200160	€44.24



Toilet paper reserve

For 1 roll.

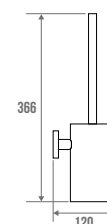
COLOURS	REF.	PRICE EXCL. VAT
Brushed	200170	€44.55



Wall-mounted toilet brush holder

Silicone brush.

COLOURS	REF.	PRICE EXCL. VAT
Brushed	200190	€64.48





TRIOLO

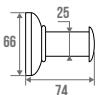
This range of accessories matches perfectly with our white epoxy-coated aluminium grab bars.

Bathrobe holder

COLOURS	REF.	PRICE EXCL. VAT
White	013730	€27.71



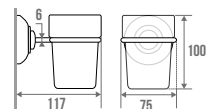
TRIOLO
fixings



Wall-mounted glass holder

Sandblasted translucent resin glass.

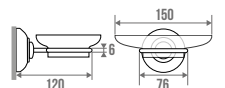
COLOURS	REF.	PRICE EXCL. VAT
White	013800	€33.27



Wall-mounted soap dish

Sandblasted translucent resin soap dish.

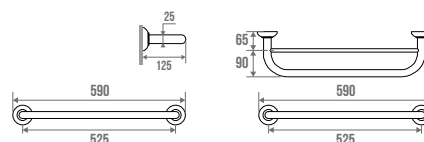
COLOURS	REF.	PRICE EXCL. VAT
White	013700	€33.27





Towel rail

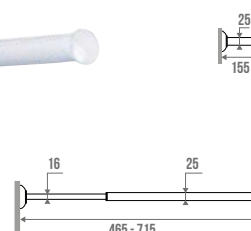
COLOURS	REF.	PRICE EXCL. VAT
WHITE		
1 fixed bar	013160	€40.69
2 fixed bars	013260	€53.05



Towel rail, 1 sliding bar

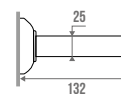
Ø 25 mm aluminium tube and Ø 16 mm steel tube.
Extendable from 465 to 715 mm.

COLOURS	REF.	PRICE EXCL. VAT
White	013130	€51.81



Toilet paper dispenser

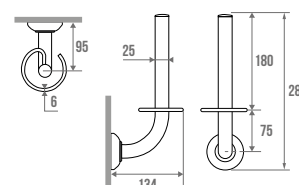
COLOURS	REF.	PRICE EXCL. VAT
White	013500	€32.14



Toilet paper reserve

For 2 rolls.

COLOURS	REF.	PRICE EXCL. VAT
White	013910	€41.10



DUROFORT

- > Bacteria reduced by up to 99%.
- > Improved product hygiene.
- > Contamination minimised.
- > Stains and odours reduced.
- > Increased product life.

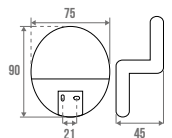


 For optimal hygiene, combine with antibacterial grab bars. p.62-63.

Bathrobe holder, 1 hook

ABS. No antibacterial treatment.

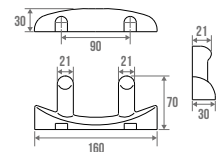
COLOURS	REF.	PRICE EXCL. VAT
White	014101	€10.82



Bathrobe holder, 2 hooks

ABS.

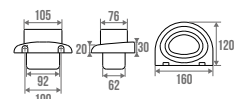
COLOURS	REF.	PRICE EXCL. VAT
White	016102	€23.92



Wall-mounted glass holder

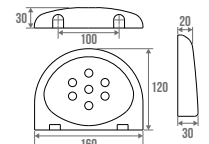
Thermoset resin glass.

COLOURS	REF.	PRICE EXCL. VAT
White	016106	€33.31



Wall-mounted soap dish

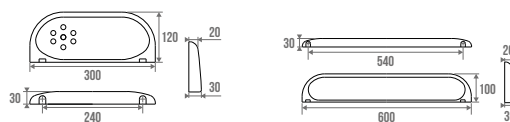
COLOURS	REF.	PRICE EXCL. VAT
White	016107	€28.77





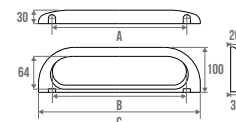
Washbasin shelf

COLOURS	REF.	PRICE EXCL. VAT
WHITE		
300 mm	016130	€36.32
600 mm	016160	€47.08



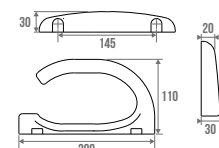
Towel rail

COLOURS	REF.	PRICE EXCL. VAT
WHITE		
A = 300 mm B = 298 mm C = 360 mm	016104	€31.01
A = 540 mm B = 538 mm C = 600 mm	016105	€36.16



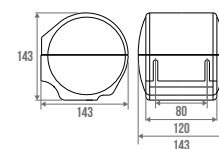
Toilet paper dispenser

COLOURS	REF.	PRICE EXCL. VAT
White	016108	€25.61



Toilet paper dispenser with lid

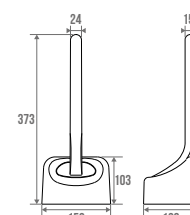
COLOURS	REF.	PRICE EXCL. VAT
White	016109	€30.30



Toilet brush holder

Free-standing or wall mounted.

COLOURS	REF.	PRICE EXCL. VAT
White	016110	€45.39



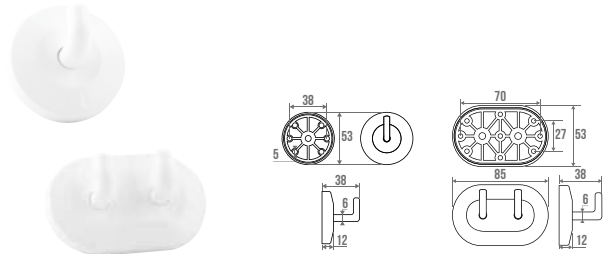
CLASSIC

A traditional range with good value for money.

Bathrobe holder

Nylon.

COLOURS	REF.	PRICE EXCL. VAT
WHITE		
1 hook	000501	€7.88
2 hooks	000502	€10.98



Toilet paper dispenser

Nylon.

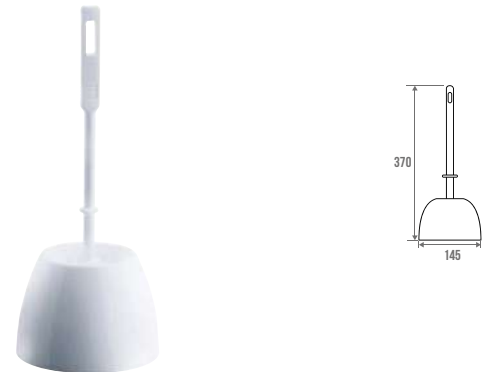
COLOURS	REF.	PRICE EXCL. VAT
White	000511	€21.95



Toilet brush holder

Nylon. Wall-mounted.

COLOURS	REF.	PRICE EXCL. VAT
White	823109	€17.00



Bathrobe holder, 1 hook

Steel. Polymer base plate and fixing cap.

COLOURS	REF.	PRICE EXCL. VAT
Blue*	113733	€27.40
Yellow*	113731	

*While stocks last



Toilet paper dispenser

Steel. Polymer base plate and fixing cap.

COLOURS	REF.	PRICE EXCL. VAT
Blue*	113503	€31.77
Yellow*	113501	

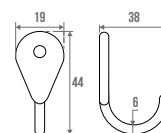
*While stocks last



Single hook

Zamak.

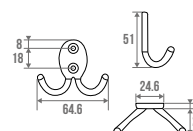
COLOURS	REF.	PRICE EXCL. VAT
WHITE		
Per unit	003713	€9.18
CHROME-PLATED		
Per unit	003711	€8.98
Per pair	003712	€19.69



Double hook

Zamak.

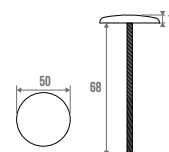
COLOURS	REF.	PRICE EXCL. VAT
Chrome-plated	003715	€11.89



Hole cover

Zamak. With seal.

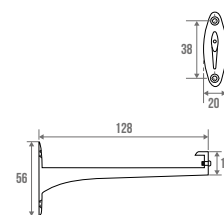
COLOURS	REF.	PRICE EXCL. VAT
Chrome-plated	007161	€11.89
White	007164	€13.83



Washbasin shelf support

Zamak. For 120 mm wide shelves, max. thickness 8.5 mm. With front screw.

COLOURS	REF.	PRICE EXCL. VAT
CHROME-PLATED		
Per unit	006021	€8.93
Per pair	006012	€18.21



Glass shelf

Safety glass with 2 rounded corners. 5 mm thick.

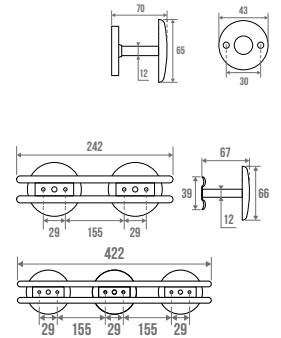
	REF.	PRICE EXCL. VAT
A = 500 mm	005585	€22.84
A = 600 mm	005586	€26.14



Coat hook

Steel.

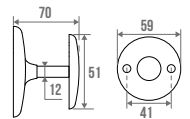
COLOURS	REF.	PRICE EXCL. VAT
WHITE		
1 hook	841901	€9.12
2 hooks	841902	€13.09
3 hooks	841903	€19.88
CHROME-PLATED		
1 hook	823901	€9.38
2 hooks	823902	€17.36
3 hooks	823903	€24.67



Coat hook

Brass.

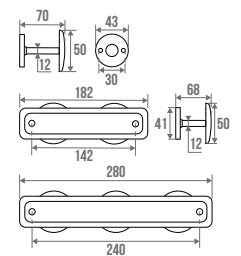
COLOURS	REF.	PRICE EXCL. VAT
CHROME-PLATED		
1 hook	003731	€22.79



Coat hook

304 grade stainless steel, glossy polished.

COLOURS	REF.	PRICE EXCL. VAT
GLOSSY POLISHED		
1 hook	065801	€20.20
2 hooks	065802	€35.91
3 hooks	065803	€53.10





Towel rail

Steel.

COLOURS	REF.	PRICE EXCL. VAT
WHITE		
1 fixed bar	841213	€17.00
2 fixed bars	841223	€27.61
CHROME-PLATED		
1 fixed bar	822213	€20.81
2 fixed bars	822223	€33.17



Towel rail, 2 movable bars

Steel.

COLOURS	REF.	PRICE EXCL. VAT
Chrome-plated	821125	€19.73
White	841125	€20.30



Towel ring

Steel.

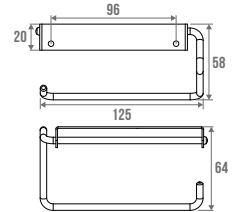
COLOURS	REF.	PRICE EXCL. VAT
Chrome-plated	821175	€30.65
White	841175	€28.48



Toilet paper dispenser

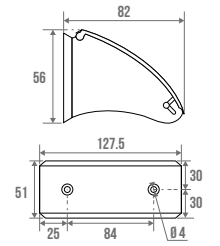
Stainless steel.

COLOURS	REF.	PRICE EXCL. VAT
Glossy polished	063612	€21.48



Toilet paper dispenser with cover

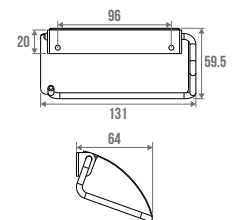
COLOURS	REF.	PRICE EXCL. VAT
Hypéco stainless steel	823512	€15.35
White epoxy-coated steel	823728	€22.36



Toilet paper dispenser with cover

Stainless steel.

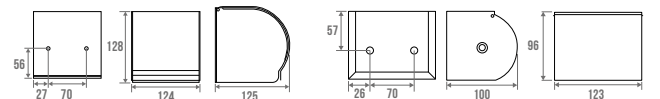
COLOURS	REF.	PRICE EXCL. VAT
Glossy polished	063622	€28.97



Toilet paper dispenser with lid

Stainless steel.

COLOURS	REF.	PRICE EXCL. VAT
GLOSSY POLISHED		
Large model	063623	€68.09
Small model	063625	€43.10





Toilet seat riser

Height 9 cm, made of white polyester. Attached in place of the toilet seat. Distance between fixing centres 150 to 170 mm.

COLOURS	REF.	MAX. WEIGHT	PRICE EXCL. VAT
White	047580	100 kg	€363.35



Toilet seat riser with lid

Height 10 cm with white polypropylene lid. **Removable** and can be adapted to a standard toilet bowl. Fixed with a tightening wheel.

COLOURS	REF.	MAX. WEIGHT	PRICE EXCL. VAT
White	047572	120 kg	€82.01





Mirrors & mirror supports

Rectangular mirror

Dimensions 600 x 400 mm. Thickness 4 mm. Clear silver glass, softened edges on 4 sides. Pack of 5 items recommended. Price per unit.

SHAPE	REF.	PRICE EXCL. VAT
Rectangular	005574	€41.01



Acrylic rectangular mirror

Dimensions 600 x 400 mm. Thickness 5 mm. PMMA plastic. Suitable for environments where glass is prohibited. Pack of 5 items recommended. Price per unit.

SHAPE	REF.	PRICE EXCL. VAT
Rectangular	005578	€139.82



Round mirror

Ø 500 mm. Thickness 4 mm. Clear silver glass, softened edge. Pack of 5 items recommended. Price per unit.

SHAPE	REF.	PRICE EXCL. VAT
Round	005575	€45.68

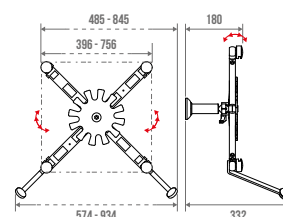
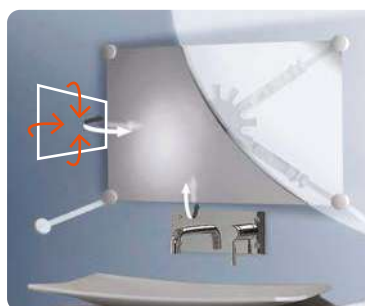


Mirror support

Polymer. **Simultaneous orientation in all planes.**

Adjustable according to mirror size: square mirrors from 400 x 400 mm to 700 x 700 mm, rectangular with diagonals from 500 to 1000 mm, round from Ø 500 to 1000 mm. For mirrors from 4 to 6 mm thick. Delivered without the mirror. Multidirectional with handle.

COLOURS	REF.	PRICE EXCL. VAT
White	047590	€249.42



Screw-on mirror fixings

Concealed zamak bracket. Maximum thickness 6 mm. Set of 4.

COLOURS	REF.	PRICE EXCL. VAT
Chrome-plated	007134	€12.29



Mirror fixing cabochon cap

Zamak fixing, brass cap. Mirror thickness from 4 to 7 mm. Set of 4.

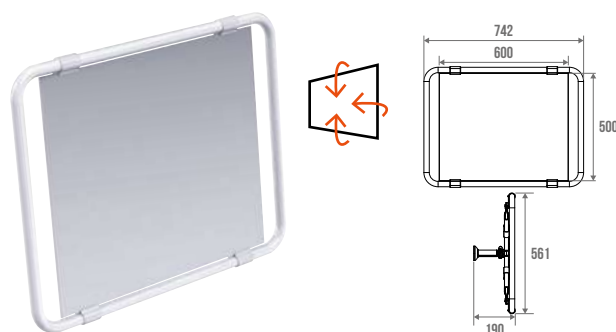
COLOURS	REF.	PRICE EXCL. VAT
Chrome-plated	007124	€10.00



Adjustable mirror

Dimensions 600 x 500 mm. Thickness 4 mm. **Multidirectional.**
White epoxy-coated aluminium frame.

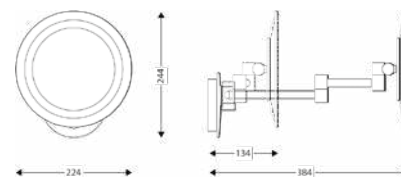
SHAPE	REF.	PRICE EXCL. VAT
Rectangular	047601	€396.92



Round illuminated magnifying mirror

3x magnification. 2 lighting options available: white or cold light. Touch sensor. SmarTech Blue. Power supply 220 - 240 V.

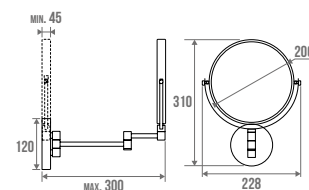
SHAPE	REF.	PRICE EXCL. VAT
Round	005582	€387.71



Double-sided magnifying mirror

Double-sided round mirror: 1 3x magnifying mirror and 1 normal mirror.
Articulated arm with a maximum extension of 300 mm.


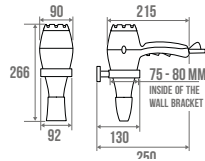
SHAPE	REF.	PRICE EXCL. VAT
Round	005570	€112.11



Hair dryer

1875W. Hotel use. Air flow 80 and 100 m³/h. Class II - IP20.
3 temperature settings including 1 cool mode. **Equipped with an ionising system.**

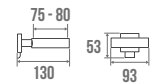
COLOURS	REF.	PRICE EXCL. VAT
Matt black	872112	€122.57



Hair dryer wall bracket

Chrome-plated zamak bracket. Option to lock the power cable with the wall bracket.

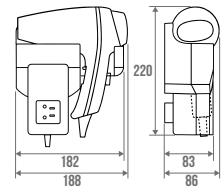
COLOURS	REF.	PRICE EXCL. VAT
Chrome-plated	872113	€70.20



Hair dryer

1400W. Hotel use. Air flow 95 m³/h. Class II - IP21.
3 temperature settings including 1 cool mode. Universal dual voltage 115/230V shaver socket.

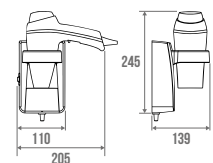
COLOURS	REF.	PRICE EXCL. VAT
White	878112	€187.76



Hair dryer

1400W. Hotel use. Air flow between 70 and 95 m³/h. Class II - IP21.
3 temperature settings including 1 cool mode.

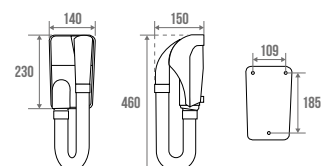
COLOURS	REF.	PRICE EXCL. VAT
White	878113	€98.03



Hair dryer

1000W. Hotel use. Air flow 80 m³/h. Class II - IP44. **Automatic.** 45 cm hose that can be extended up to 1.35 m.

COLOURS	REF.	PRICE EXCL. VAT
White	878191	€179.94







Shared spaces

WASHBASIN TOPS AND WASHBASIN SUPPORTS	153
PAPER TOWEL DISPENSERS	172
TOILET PAPER DISPENSERS	174
SOAP DISPENSERS	178
HAND DRYERS	180





Washbasin tops & washbasin supports

Stratus washbasin tops:

Material: marble powder bound with synthetic resin.

Smooth and non-porous Gel-Coat coating. Material meeting the NF EN 14688 standard.

Advantages: easy to clean, scratch-resistant and resistant to temperatures up to 95°, durable and repairable.

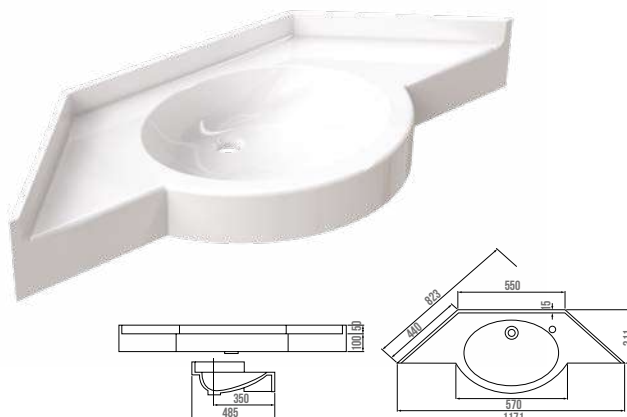
 *To be specified when ordering.

Arcachon washbasin top

485 x 380 mm basin. Tap on the right or the left*.
With or without overflow*.

COLOURS	REF.	PRICE EXCL. VAT
White	052647	€720.47

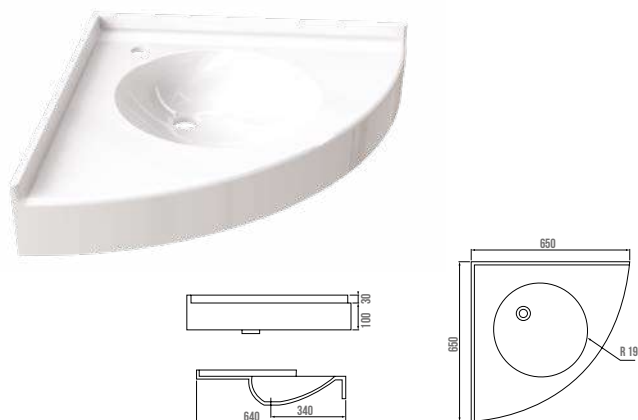
New



Bastia washbasin top

Ø380 mm basin. Tap in the axis, on the right or left*.
With or without overflow*.

COLOURS	REF.	PRICE EXCL. VAT
White	052616	€621.24



Biarritz washbasin top

565 x 360 mm basin. Tap centred or in the pointed end*.

COLOURS	REF.	PRICE EXCL. VAT
WHITE		
Pointed end on the right	052644	€850.97
Pointed end on the left	052682	

New



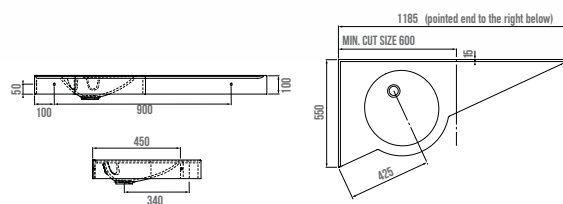


New

Biscarosse washbasin top

Ø 380 mm basin. Tap in the corner or in the pointed end*. With or without overflow*. **Freestanding** (Pre-drilled for direct wall mounting).

COLOURS	REF.	PRICE EXCL. VAT
WHITE		
Pointed end on the right	052628	€809.12
Pointed end on the left	052688	

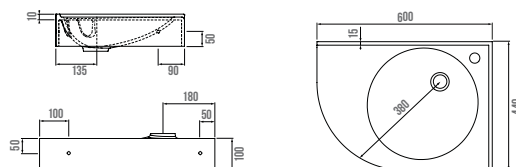


New

Carnac washbasin top

Ø 380 mm basin. Tap in the corner or on the rounded side*. With or without overflow*. **Freestanding** (Pre-drilled for direct wall mounting).

COLOURS	REF.	PRICE EXCL. VAT
WHITE		
Rounded to the right	052626	€519.55
Rounded to the left	052684	

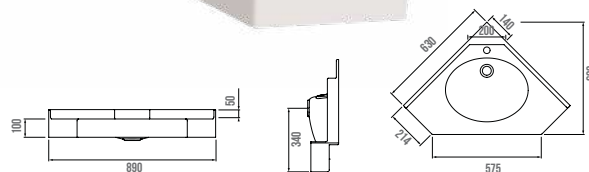


New

Dieppe washbasin top

430 x 330 mm basin. Tap centred, on the right or the left*. With or without overflow*. Can be ordered without the rear shelf.

COLOURS	REF.	PRICE EXCL. VAT
White	052629	€613.36



Stratus washbasin tops:

Material: marble powder bound with synthetic resin.

Smooth and non-porous Gel-Coat coating. Material meeting the NF EN 14688 standard.

Advantages: easy to clean, scratch-resistant and resistant to temperatures up to 95°, durable and repairable.

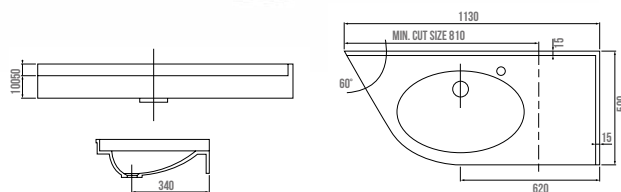
 *To be specified when ordering.

Etretat washbasin top

Tap on the left or the right*. With or without overflow*. Without side panel on the splashback side.

COLOURS	REF.	PRICE EXCL. VAT
WHITE		
Right-hand version	052614	€751.74
Left-hand version	052689	

New

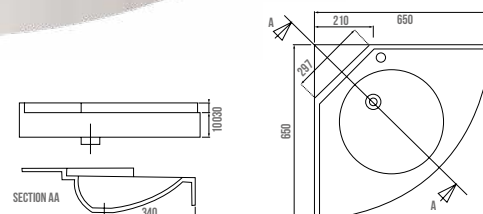


Fréjus washbasin top

Ø 380 mm basin. Tap on the right or the left*. With or without overflow*. Can be ordered without the rear shelf.

COLOURS	REF.	PRICE EXCL. VAT
White	052617	€584.80

New

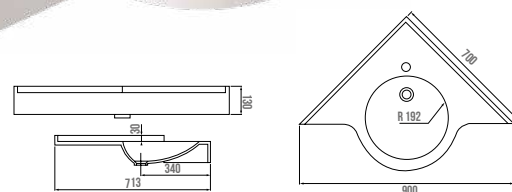


Hossegor washbasin top

Ø 380 mm basin. Tap centred, on the right or the left*. With or without overflow*.

COLOURS	REF.	PRICE EXCL. VAT
White	052615	€595.14

New

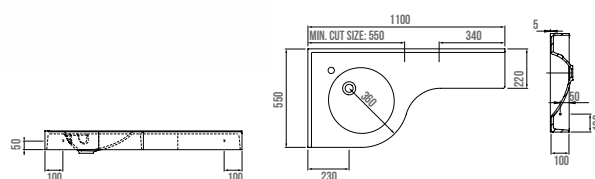


Menton washbasin top

New

Ø 380 mm basin. Tap in the axis or on the long side*. With or without overflow*. **Freestanding** (pre-drilled for direct wall mounting).

COLOURS	REF.	PRICE EXCL. VAT
WHITE		
Right-hand version	052618	€751.74
Left-hand version	052690	

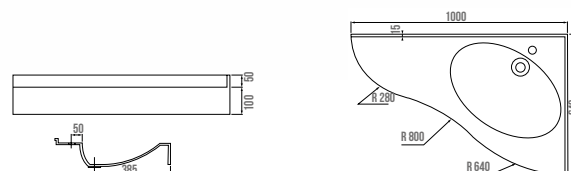


Sartène washbasin top

New

565 x 360 mm basin. Centred tap. With or without overflow*.

COLOURS	REF.	PRICE EXCL. VAT
WHITE		
Pointed end on the left	052645	€796.07
Pointed end on the right	052683	

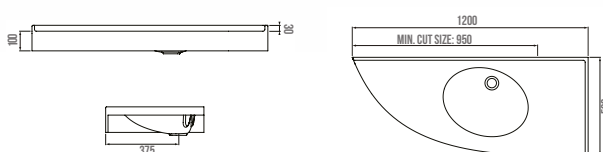


Sète corner washbasin top

New

460 x 350 mm basin. Tap on right-angle side or in the pointed end*. With or without overflow*. Without side panel on the splashback side.

COLOURS	REF.	PRICE EXCL. VAT
WHITE		
Pointed end on the right	052661	€769.96
Pointed end on the left	052685	



Stratus washbasin tops:

Material: marble powder bound with synthetic resin.

Smooth and non-porous Gel-Coat coating. Material meeting the NF EN 14688 standard.

Advantages: easy to clean, scratch-resistant and resistant to temperatures up to 95°, durable and repairable.

 *To be specified when ordering.

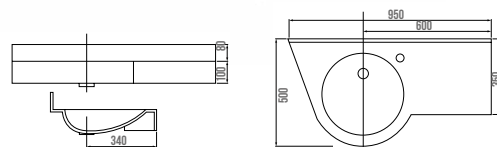
Antibes washbasin top

Ø 380 mm basin. Tap on the right or the left*.

With or without overflow*. **Freestanding** (pre-drilled for direct wall mounting).

COLOURS	REF.	PRICE EXCL. VAT
WHITE		
Right-hand version	052646	€691.66
Left-hand version	052681	

New



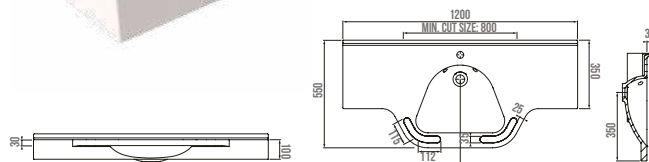
Bandol washbasin top

500 x 300 mm basin. Centred tap. With or without overflow*.

With side panels.

COLOURS	REF.	PRICE EXCL. VAT
White	052643	€908.35

New



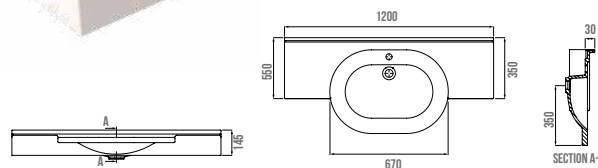
Vannes washbasin top


450 x 350 mm basin. Tap centred, on the right or the left*.

With or without overflow*. With side panels. Two machined towel rails.

COLOURS	REF.	PRICE EXCL. VAT
White	052662	€908.35

New



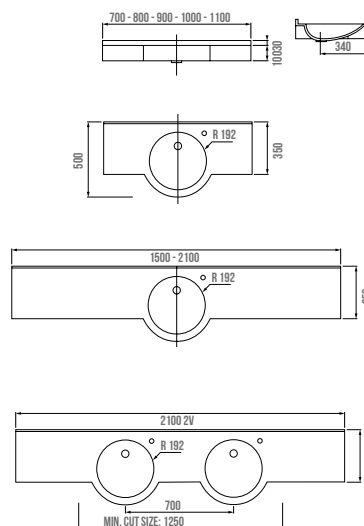


New

Brest washbasin top

Ø 380 mm basin. Tap on the right or the left*.
With or without overflow*. With side panels.

	REF.	PRICE EXCL. VAT
1 BASIN		
700 mm	052620	€561.16
800 mm	052621	€621.24
900 mm	052622	€691.66
1000 mm	052623	€723.18
1100 mm	052624	€772.67
1500 mm	052678	€890.13
2100 mm	052679	€1,125.03
2 BASINS		
2100 mm	052625	€1,210.47




Stratus washbasin tops:

Material: marble powder bound with synthetic resin.

Smooth and non-porous Gel-Coat coating. Material meeting the NF EN 14688 standard.

Advantages: easy to clean, scratch-resistant and resistant to temperatures up to 95°, durable and repairable.

 *To be specified when ordering.

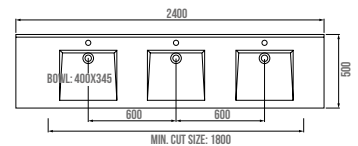
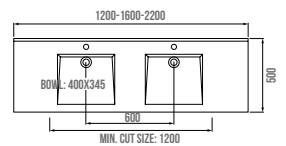
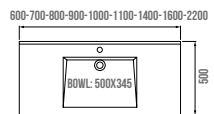
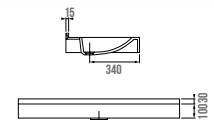
Lacaneau washbasin top

New

Basin dimensions 500 x 345 mm with a single basin. Basin dimensions 400 x 345 mm with multiple basins. Centred tap.

With or without overflow*. With side panels.

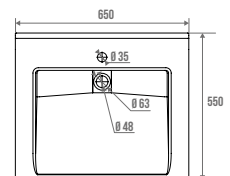
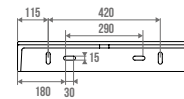
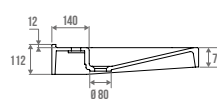
	REF.	PRICE EXCL. VAT
1 BASIN		
600 mm	052630	€503.79
700 mm	052631	€584.80
800 mm	052632	€621.24
900 mm	052633	€663.10
1000 mm	052634	€702.25
1200 mm	052635	€741.40
1400 mm	052636	€843.10
1600 mm	052637	€913.52
2200 mm	052638	€1,213.67
2 BASINS		
1200 mm	052639	€832.75
1600 mm	052640	€981.48
2200 mm	052641	€1,323.49
3 BASINS		
2400 mm	052642	€1,459.16



Royan washbasin

Synthetic concrete basin. Sold individually without drain or fixing.

COLOURS	REF.	PRICE EXCL. VAT
White	052320	€479.60





New

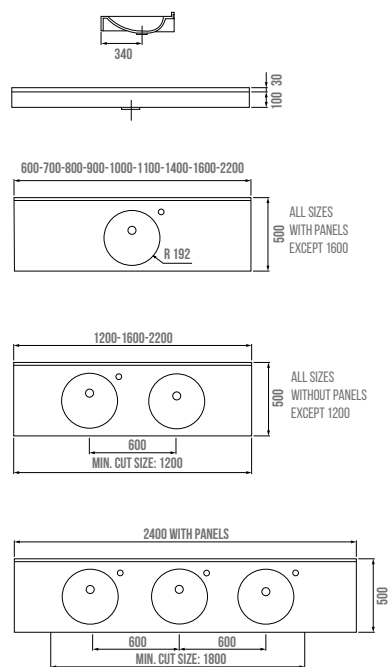
Sète washbasin top

Ø 380 mm basin. Tap on the right or the left*.

With or without overflow*.

With side panels, except ref.052655, ref.052658 and ref.052659.

	REF.	PRICE EXCL. VAT
1 BASIN		
600 mm	052648	€503.79
700 mm	052649	€584.80
800 mm	052650	€621.24
900 mm	052651	€663.10
1000 mm	052652	€702.25
1200 mm	052653	€741.40
1400 mm	052654	€843.10
1600 mm	052655	€913.52
2200 mm	052656	€1,213.67
2 BASINS		
1200 mm	052657	€832.75
1600 mm	052658	€981.48
2200 mm	052659	€1,323.49
3 BASINS		
2400 mm	052660	€1,459.16



Stratus washbasin tops:

Material: marble powder bound with synthetic resin.

Smooth and non-porous Gel-Coat coating. Material meeting the NF EN 14688 standard.

Advantages: easy to clean, scratch-resistant and resistant to temperatures up to 95°, durable and repairable.

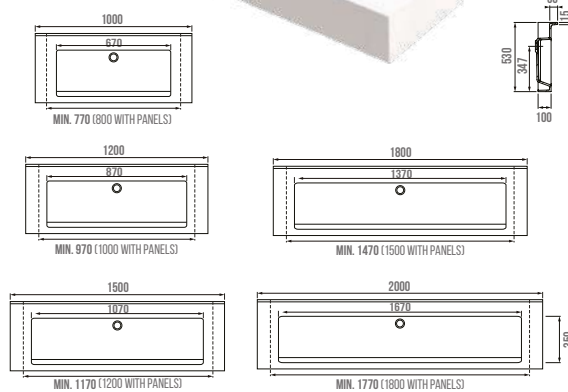
 *To be specified when ordering.

Calvi washbasin top

Option to choose the number and location of taps*.
With or without overflow*.

	REF.	PRICE EXCL. VAT
1 BASIN		
1000 mm	052666	€741.40
1200 mm	052667	€819.70
1500 mm	052668	€968.43
1800 mm	052669	€1,122.32
2000 mm	052670	€1,312.90

New

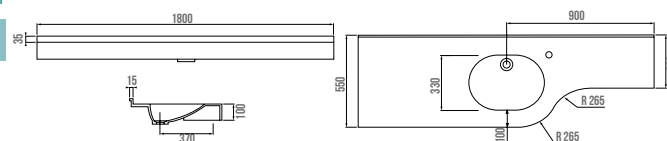


Collioure washbasin top

460 x 330 mm basin. Tap on the right or the left*.
With or without overflow*. Without side panels.

COLOURS	REF.	PRICE EXCL. VAT
WHITE		
Rounded to the right	052619	€1,237.31
Rounded to the left	052686	

New

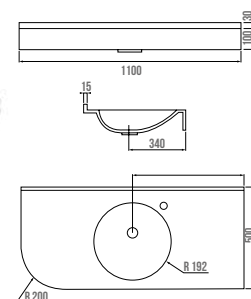


Deauville washbasin top

Ø 380 mm basin. Tap on the right or the left*.
With or without overflow*. Side panel on the rounded side.

COLOURS	REF.	PRICE EXCL. VAT
WHITE		
Rounded to the right	052627	€756.91
Rounded to the left	052687	

New



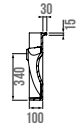


Sanary washbasin top

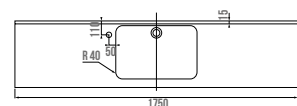
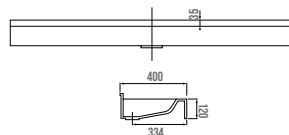
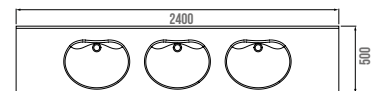
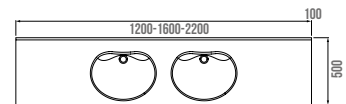
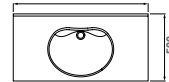
New

480 x 340 mm basin. Tap on the left, in the centre or on the right*.
With or without overflow*. With side panels.

	REF.	PRICE EXCL. VAT
1 BASIN		
600 mm	052600	€503.79
700 mm	052601	€584.80
800 mm	052602	€621.24
900 mm	052603	€663.10
1000 mm	052604	€702.25
1100 mm	052605	€741.40
1400 mm	052606	€843.10
1600 mm	052607	€913.52
2200 mm	052608	€1213.67
2 BASINS		
1200 mm	052609	€832.75
1600 mm	052610	€981.48
2200 mm	052611	€1323.49
3 BASINS		
2400 mm	052612	€1459.16



600-700-800-900-1000-1100-1400-1600-2200



Dinard washbasin top

New

495 x 325 mm basin. Tap on the right or the left*.
Without overflow. Without side panels.

COLOURS	REF.	PRICE EXCL. VAT
White	052613	€1111.98

Create your custom-made washbasin top

Bonifacio washbasin top

New

You choose

1 The dimensions

Front and rear length
3100 mm max.

Left and right depth
650 mm max.

Splashback height
150 mm max. / 30 min.

Skirt height
150 mm max. / 30 min.

2 Basin type



Round

Ø 380 / Depth 100 mm



Oval

560x360 / Depth 100 mm



Rectangular

500x325 / Depth 100 mm



Inclined

with concealed drain
400x350 / Depth 100 mm



Inclined

with concealed drain
700x350 / Depth 100 mm



Lacanau

400x350 / Depth 100 mm



Sanary

480x340 / Depth 100 mm

3 Number of basins Up to 5 basins on the same plane without connection

Oval: 4 basins max.

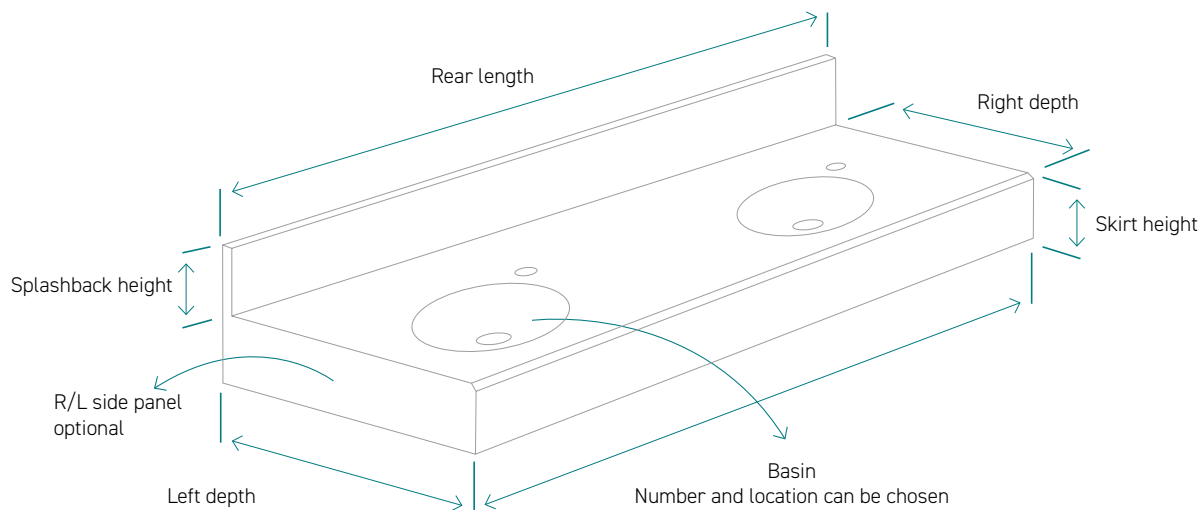
Inclined with concealed drain 700x350: 3 basins max.

4 Basin position Your functional constraints taken into account

5 Tap position Configure the drilling position and diameter

6 With or without overflow

7 Options Machined towel rail / Side panels / Recessed waste bin



NUMBER OF BASINS


DIMENSIONS IN MM	1	2
600	€681.87	-
700	€734.50	-
800	€787.13	-
900	€839.77	-
1000	€892.40	-
1100	€945.03	€1,027.21
1200	€978.95	€1,064.07
1300	€1,060.82	€1,153.06
1400	€1,141.52	€1,240.78
1500	€1,159.06	€1,259.85
1600	€1,236.26	€1,343.76
1700	€1,269.01	€1,379.35
1800	€1,343.86	€1,460.72
1900	€1,418.71	€1,542.08
2000	€1,493.57	€1,623.44
2100	€1,568.42	€1,704.81
2200	€1,642.11	€1,784.90
2300	€1,716.96	€1,866.26
2400	€1,791.81	€1,947.62
2500	€1,866.67	€2,028.99
2600	€1,941.52	€2,110.35
2700	€2,016.37	€2,191.71
2800	€2,090.06	€2,271.80
2900	€2,164.91	€2,353.17
3000	€2,239.77	€2,434.53
3100	€2,314.62	€2,515.89

NUMBER OF BASINS

DIMENSIONS IN MM	3	4	5
1600	€1,460.61	-	-
1700	€1,499.30	-	-
1800	€1,587.74	-	-
1900	€1,676.17	-	-
2000	€1,764.61	-	-
2100	€1,853.05	€2,003.30	-
2200	€1,940.11	€2,097.41	-
2300	€2,028.54	€2,193.02	-
2400	€2,116.98	€2,288.63	-
2500	€2,205.42	€2,384.24	-
2600	€2,293.86	€2,479.85	€2,666.50
2700	€2,382.29	€2,575.45	€2,769.31
2800	€2,469.35	€2,669.57	€2,870.50
2900	€2,557.79	€2,765.18	€2,973.31
3000	€2,646.23	€2,860.79	€3,076.11
3100	€2,734.66	€2,956.39	€3,178.92

OPTIONS

A. Bevel cut	€39.15
B. Cut + side panel bonding	€190.58
C. Towel rail cutout	€104.40
Same finish as basin	€52.20
Untreated	€52.20




Stratus washbasin tops:

Material: marble powder bound with synthetic resin.

Smooth and non-porous Gel-Coat coating. Material meeting the NF EN 14688 standard.

Advantages: easy to clean, scratch-resistant and resistant to temperatures up to 95°, durable and repairable.

 *To be specified when ordering.

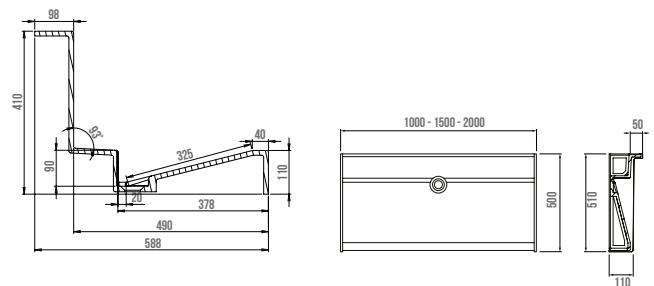


New

Quiberon washbasin top

Single basin. Without overflow. Choice of having the taps on the rear shelf or wall-mounted*. Basin depth 100 mm.
Max. length per block: 2 m.

COLOURS	REF.	PRICE EXCL. VAT
WHITE / WITHOUT SPLASHBACK		
1000 mm	052663	€999.70
1500 mm	052664	€1333.83
2000 mm	052665	€1667.72
WHITE / WITH SPLASHBACK		
1000 mm	052693	€1425.10
1500 mm	052694	€1759.20
2000 mm	052695	€2093.25






Bracket

Zinc-plated steel. Available in 3 sizes. Used to attach a washbasin top.


DIMENSIONS	REF.	PRICE EXCL. VAT
300 mm	052331	€36.89
400 mm	052332	
Reduced 400 mm	052333	€39.20



Angle section

Angle section 40 x 40 mm. Thickness 1 mm.

DIMENSIONS	REF.	PRICE EXCL. VAT
500 mm	052330	€47.07
1000 mm	052334	€96.80



Adjustable support leg

New

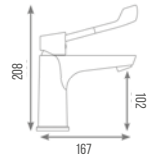
COLOURS	REF.	PRICE EXCL. VAT
Glossy polished	052335	€190.60



PRM-compatible mechanical washbasin mixer

Mixer with long shock-absorbing, flexible handle without sharp edges. 20°C inclined jet and 16 cm useful jet.

COLOURS	REF.	PRICE EXCL. VAT
Chrome-plated	802531	€232.00

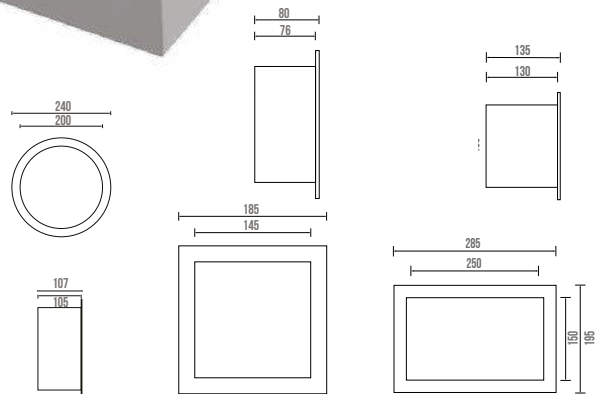


Waste bin for washbasin tops

Recessed stainless steel waste bin with swivel lid.

SHAPES	REF.	PRICE EXCL. VAT
Round	052337	€259.00
Square	052338	€225.00
Rectangle	052339	€285.00

New



Repair kit

Kit consisting of Gel-Coat, polishing compound, catalyst, sandpaper and a cloth.

	REF.	PRICE EXCL. VAT
Kit	052336	€110.00

New

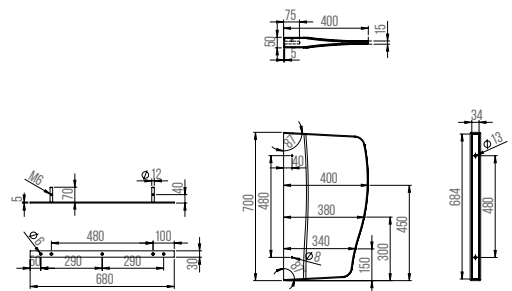




Paimpol urinal partition

New

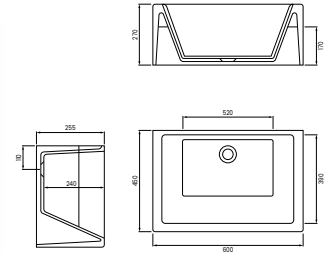
COLOURS	REF.	PRICE EXCL. VAT
White	052677	€490.00



Hendaye hand basin

520 x 390 mm basin. Depth 240 mm. Wall-mounted tap. Without overflow.

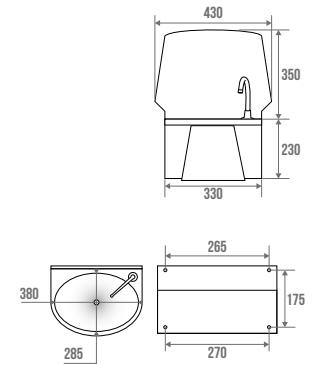
New



COLOURS	REF.	PRICE EXCL. VAT
White	052676	€801.48

Oval basin washbasin

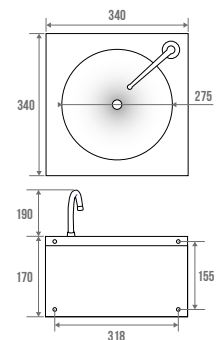
With one-piece splashback. **Knee push-operated tap.** Capacity 6 litres. Supplied with a cold water siphon equipped with a non-return valve. Water network connection, 15/21 fitting. NF - Food hygiene.



COLOURS	REF.	PRICE EXCL. VAT
GLOSSY POLISHED		
AISI 304 grade stainless steel	063560	€956.41

Washbasin, round bowl

Knee push-operated tap. Capacity 5 litres. Supplied with a siphon and a hot water-cold water mixer equipped with a non-return valve. Water network connection, 15/21 fitting. NF - Food hygiene.



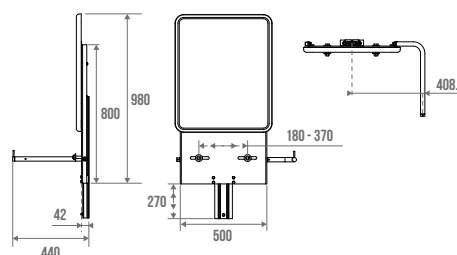
COLOURS	REF.	PRICE EXCL. VAT
GLOSSY POLISHED		
AISI 304 grade stainless steel	063500	€675.68



Adjustable washbasin support with jack

Height adjustable with gas spring system (stroke 270 mm). Supplied with 560 x 680 mm mirror and white frame. Adjustment lever placed on the right or left. Suitable for any type of ceramic or synthetic resin washbasin with a centre distance between 180 and 370 mm. Maximum basin width 700 mm.

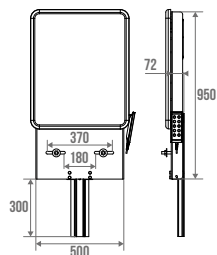
	REF.	PRICE EXCL. VAT
For washbasins from 12 to 18 kg	052110	€1,528.16



Electric adjustable washbasin support

Electrically assisted height adjustment (stroke 300 mm). The remote control can be installed on the right or left. Supplied with 560 x 680 mm mirror and white frame. Suitable for any type of ceramic or synthetic resin washbasin with a centre distance between 180 and 370 mm. Maximum basin width 700 mm.

	REF.	PRICE EXCL. VAT
For washbasins from 18 to 25 kg	052210	€2,774.62



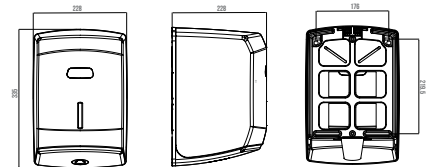


Paper towel dispenser

ABS cover. With lock. Capacity: 450 paper towels (for all rolls up to \varnothing 205 mm).

New

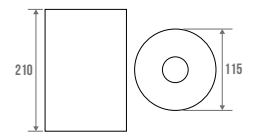
COLOURS	REF.	PRICE EXCL. VAT
White	878080	€52.75
Grey	872079	€64.50
Black	872080	€67.90



Paper towels

Tissue. 2-ply. \varnothing 115 mm. Bag of 15 rolls.

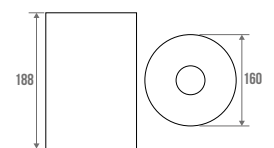
COLOURS	REF.	PRICE EXCL. VAT
White	870400	€188.86



Paper towels

Tissue. 2-ply. \varnothing 160 mm. Bag of 6 rolls.

COLOURS	REF.	PRICE EXCL. VAT
White	870044	€173.71



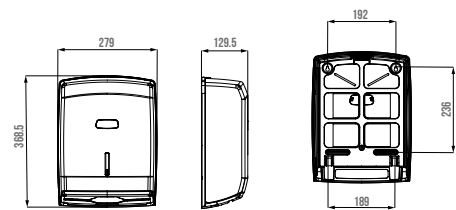
Paper towel dispenser

ABS cover. Capacity: 400 to 600 paper towels.
Folded paper, ref.870073. With lock.

New



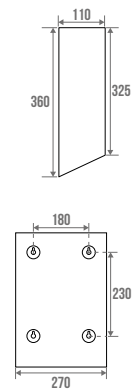
COLOURS	REF.	PRICE EXCL. VAT
White	878098	€52.75
Grey	872097	€65.90
Matt black	872098	€69.55



Paper towel dispenser

Capacity: 450 paper towels. Folded paper, ref.870073. With lock.
Incompatible with chlorinated and bleached environments (Steel).

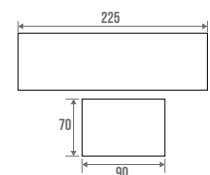
COLOURS	REF.	PRICE EXCL. VAT
STEEL		
Glossy white	878093	€99.75
Matt black	872094	
304 GRADE STAINLESS STEEL		
Satin	878085	€172.65



Paper towels

Tissue. 2-ply. Box of 30 packs of 250 sheets.

COLOURS	REF.	PRICE EXCL. VAT
White	870073	€217.52

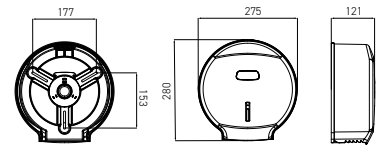


New

Mini toilet paper dispenser

ABS cover. Capacity: 1 roll of 200 m. Ø 45 mm core. With key lock.

COLOURS	REF.	PRICE EXCL. VAT
White	878533	€52.00
Grey	872532	€64.80
Black	872533	€68.20

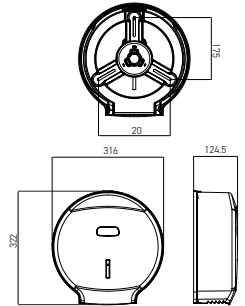


New

Maxi toilet paper dispenser

ABS cover. Capacity: 1 roll of 400 m. Ø 45 mm core. With key lock.

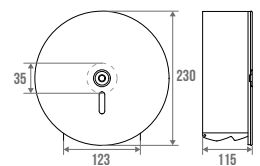
COLOURS	REF.	PRICE EXCL. VAT
White	878536	€54.25
Grey	872535	€67.50
Black	872536	€70.90



Mini toilet paper dispenser

Capacity: 1 roll, Ø 190 mm. With key lock.
Compatible with roll, ref. 870190.
Incompatible with chlorinated and bleached environments (Steel).

COLOURS	REF.	PRICE EXCL. VAT
STEEL		
Glossy white	878601	€73.30
Matt black	872530	
304 GRADE STAINLESS STEEL		
Satin	878651	€121.30



Maxi toilet paper dispenser

Capacity: 1 roll, Ø 240 mm. With key lock.
 Compatible with roll, ref. 870513 and ref. 870180.
 Incompatible with chlorinated and bleached environments (Steel).

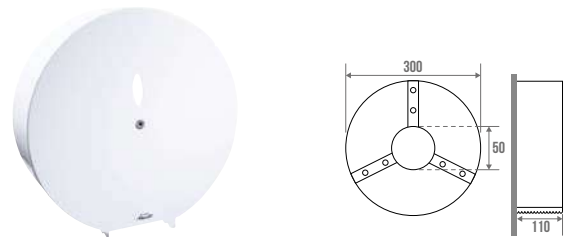
COLOURS	REF.	PRICE EXCL. VAT
STEEL		
Glossy white	878605	€82.65
Matt black	872531	
304 GRADE STAINLESS STEEL		
Satin	878655	€158.05



Maxi toilet paper dispenser


Steel. Capacity: 1 roll of 700 m. With key lock.
 Compatible with roll, ref. 870513 and ref. 870180.

COLOURS	REF.	PRICE EXCL. VAT
White	878500	€71.85



Toilet paper

COLOURS	REF.	PRICE EXCL. VAT
WHITE CREPE		
Ø 240 mm. Bag of 6 rolls of 500 m	870513	€106.24
WHITE TISSUE		
Ø 190 mm. Bag of 12 rolls of 170 m	870190	€173.71
Ø 240 mm. Bag of 6 rolls of 350 m	870180	€128.17



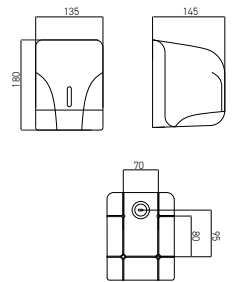


Multi-format toilet paper dispenser

New

ABS cover. Capacity: 1 standard size roll Ø10 cm or 2 packs of folded paper.

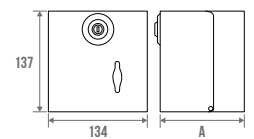
COLOURS	REF.	PRICE EXCL. VAT
White & Grey	871242	€29.40



Multi-format toilet paper dispenser

Capacity: 1 standard size roll Ø 10 cm or 2 packs of folded paper.

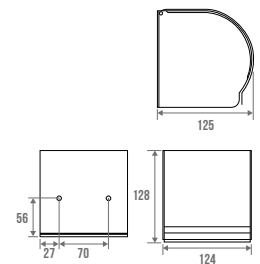
COLOURS	REF.	PRICE EXCL. VAT
Steel, white, A=120 mm	871246	€46.60
304 grade stainless steel, glossy polished A = 114 mm	871256	€118.95

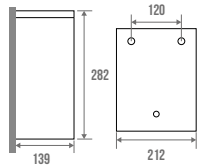


Toilet paper dispenser

Large model. With cover and key lock.

COLOURS	REF.	PRICE EXCL. VAT
Glossy polished	063624	€92.62

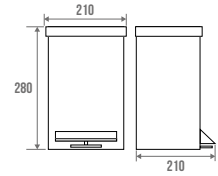




Wall-mounted waste bin

Internal pivoting frame to secure the waste bag in place.
7.2 litres.

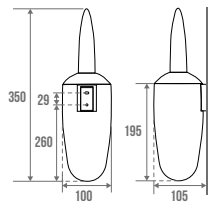
COLOURS	REF.	PRICE EXCL. VAT
White epoxy-coated steel	877153	€112.22
304 grade stainless steel, Glossy polished	877155	€185.59



Pedal bin

Plastic. With bucket. 6 litres.

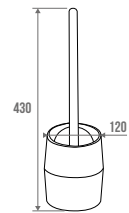
COLOURS	REF.	PRICE EXCL. VAT
White	878370	€39.29



Wall-mounted toilet brush holder

White ABS.

COLOURS	REF.	PRICE EXCL. VAT
White	013920	€34.61



Toilet brush holder

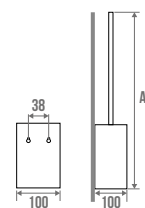
ABS. Shockproof. Wall-mounted or free-standing.

COLOURS	REF.	PRICE EXCL. VAT
White	014110	€45.30

Toilet brush holder

304 grade stainless steel, glossy polished.
Clear smoked plastic receptacle.
Wall-mounted or free-standing.

COLOURS	REF.	PRICE EXCL. VAT
GLOSSY POLISHED		
A = 735 mm / Long handle	607864	€96.14
A = 390 mm / Standard handle	607868	€85.38

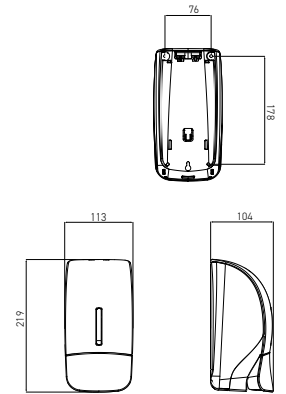


Soap dispenser

ABS. Capacity: 900 ml. Removable tank.
With key lock. Compatible with sanitiser gel.

New

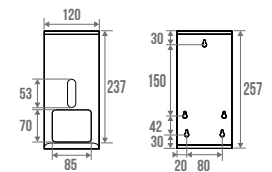
COLOURS	REF.	PRICE EXCL. VAT
White	878160	€60.40
Black	872160	€65.50
Grey	872159	€62.50



Soap dispenser

Capacity: 700 ml. With key lock. Removable tank. Compatible with sanitiser gel for stainless steel only. Incompatible with chlorinated and bleached environments.

COLOURS	REF.	PRICE EXCL. VAT
304 grade stainless steel, satin	878159	€144.35
Glossy white	878153	€117.50
Matt black	872154	

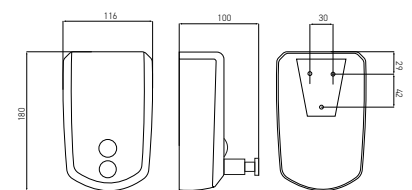


Soap dispenser

304 grade stainless steel Capacity: 500 ml. With key lock.
Incompatible with chlorinated and bleached environments.

New

COLOURS	REF.	PRICE EXCL. VAT
Brushed	878155	€114.53



Sanitiser gel or bactericidal liquid soap

5-litre container.

	REF.	PRICE EXCL. VAT
Sanitiser gel	870509	€97.72
Bactericidal liquid soap	870510	€38.15



New

Automatic soap dispenser

The dose of soap is dispensed by **automatic detection** by optical sensor. Capacity: 1000 ml. Flow rate of 0.4 ml per dose **which avoids wastage**. Power supply: 6 AA batteries not supplied. With key lock.

COLOURS	REF.	PRICE EXCL. VAT
White	876122	€151.80
Black	872122	€160.80
Grey	872121	€155.90



New

Fragrance dispenser

Programmable: choice between 4 time intervals (5, 15, 20 and 30 min) and 3 operating periods (day, night and 24h). LED operating indicator. With key lock. Works with 250 ml refills (sold separately). Works with 2 LR6 AA batteries (not supplied).

COLOURS	REF.	PRICE EXCL. VAT
White	878390	€49.90



New

Fragrance refill

250 ml. Sold in packs of 4.

COLOURS	REF.	PRICE EXCL. VAT
Lavender	878391	€47.60
Lemon	878392	

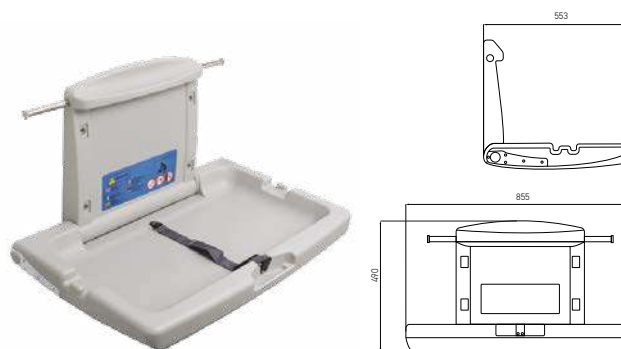


New

Changing table

Folding platform made of high density polyethylene. Pneumatic strut for smooth opening and closing. Wall mounting using a concealed articulated steel arm. With side handles for hanging bags and safety straps to hold the baby.

COLOURS	REF.	PRICE EXCL. VAT
Grey	878380	€559.00





Hand dryers

A photograph showing a white hand dryer at the top, with a person's hands being dried underneath. Water droplets are visible on the hands. The background is a teal color with a white abstract pattern.

What are the advantages of an electric hand dryer?

More economical than paper

With the significant increase in the price of paper pulp, pulsed air hand dryers are the ideal solution for controlling costs in busy places. By choosing these devices, you not only reduce the expenses related to the regular purchase of paper, but you also reduce waste disposal costs. In addition, their maintenance is often less restrictive, allowing you to make additional savings in the long term.

Comfort at all levels

In a toilet space that is unheated or only slightly heated, the feeling of cold during drying can be unpleasant. Opt for an evaporative hand dryer or a pulsed air model equipped with a heating element.

More eco-friendly than a dispenser

17 trees must be cut down to produce a tonne of paper. In addition, the manufacture and transport of paper generate a significant amount of CO₂. Hand dryers are therefore an ideal solution for reducing the ecological footprint. The latest generation of pulsed air models consume little energy and the absence of consumables reduces the impact linked to transport.

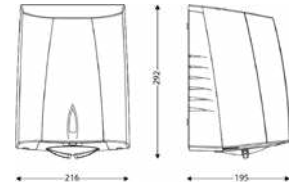
Avoid noise pollution with suitable models

Near an office or a restaurant, the noise from a hand dryer can become annoying. Most hot air hand dryers are relatively quiet. Some pulsed air models also manage to combine performance and low noise levels.

Sup'Air Fresh 600W electric hand dryer

Pulsed air. 25% recycled ABS plastic.
Ultra-fast drying: 10 to 15s. **Neutralises odours.**
 Class II. Power supply 220 - 240V / 50 Hz. Air flow 130m³/h.
 Sound level: 75 dB.

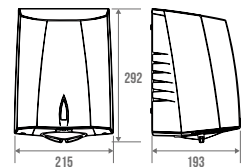
COLOURS	REF.	PRICE EXCL. VAT
White	878248	€716.80



Sup'Air 600W electric hand dryer

Pulsed air. ABS. **Ultra-fast drying:** 10 to 15s.
Low energy consumption. Class II. Power supply 230 V / 50 Hz.
 Air flow 130m³/h. Sound level: 75 dB.

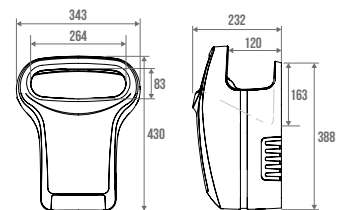
COLOURS	REF.	PRICE EXCL. VAT
White	878247	€505.25



Exp'Air 800W electric hand dryer

Pulsed air. **Ultra-fast drying:** 10 to 15s. **Bactericidal copper filter.** Water trap (600 ml capacity tank with level detector). **100% suitable for people with reduced mobility and young children.**
 Class II. Power supply 220-240V / 50 Hz. Air flow 140m³/h.
 Sound level: 75 dB.

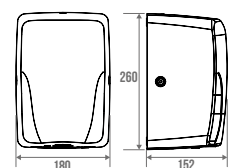
COLOURS	REF.	PRICE EXCL. VAT
White & Black	878241	€1,186.75
Grey & Black	878242	€1,223.11



500W to 1150W electric hand dryer

Hot air. Brushed stainless steel cover. Class I.
 Power supply 220-240V / 50 Hz.
 Adjustable air flow. Sound level: 65 to 72 dB.

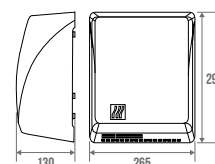
COLOURS	REF.	PRICE EXCL. VAT
Brushed	000119	€469.10



Electric hand dryer, 2000 W

Hot air. Aluminium. Drying time: **20-30 seconds**. Air outlet temperature 60°C. Heavy-duty use. Class II. Power supply 220-240V / 50 Hz. Air flow 300m³/h. Sound level: 70 dB.

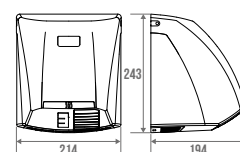
COLOURS	REF.	PRICE EXCL. VAT
Chrome-plated	878235	€720.13
White	878225	€507.93



Electric hand dryer, 2000 W

Hot air. 46% recycled ABS plastic. Automatic trigger. Drying time: **20-30 seconds**. Air outlet temperature 60°C. Moderate use. Class II. Power supply 220-240V / 50 Hz. Air flow 190m³/h. Sound level: 69 dB.

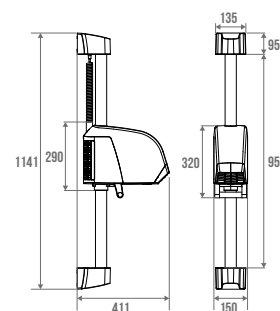
COLOURS	REF.	PRICE EXCL. VAT
White	878219	€338.05
Matt black	872219	€531.77



Swimming pool hair dryer

2000W. Air flow 160m³/h. 70 dB. **Adjustable height and 180° rotation.** Class II - IP23. **Withstands chlorinated atmospheres.** Started by a push button.

COLOURS	REF.	PRICE EXCL. VAT
White	878118	€1,881.63





Information

LABORATORY TESTS AND CE STANDARD	186
USE FUNCTIONS	187
MAPRIMEADAPT'	190
DISPLAY PANELS	192
GENERAL TERMS AND CONDITIONS OF SALE & CONTACTS	202



The tests are carried out internally in accordance with **Regulation (EU) 2017/745** on “medical devices” and the **NF EN 21856/2022** standard on “assistive products”.

The test protocol covers:

- the general design aspects of the product (dimensions, ergonomics, aesthetics);
- degradations linked to the environment of use (corrosion, temperature, UV exposure);
- the concepts of mechanical strength with safety coefficients for seats (static tests, dynamic tests, impact tests);
- the biocompatibility of surfaces;
- the creation of a complete technical file (user instructions, labels, drawings, material certificates, risk analysis).

PELLET ASC laboratory tests

Our mechanical tests are carried out in our test laboratory to ensure the product’s compliance with a protocol. The values obtained during the tests are evaluated on a certified test bench, which assesses the load capacity of the product.

The first protocol measures the static strength of the product, ensuring that it does not break, crack, loosen or deform. The second protocol tests a higher reference load, ensuring that the product does not break, crack or loosen, but tolerates an acceptable deformation that does not disrupt its function.

It is important to note that the validation of our load capacities is always lower than the maximum loads supported, in order to guarantee the conformity of the product in terms of functionality and safety.

How is the load capacity of our products calculated?

We comply with the European standard NF EN 21856/2022 “Assistive products”.

This standard requires that we apply a load equivalent to 1.5 times the maximum nominal load declared by the manufacturer for a period of 60 to 70 seconds in the most unfavourable position. So, if a bar is designed to support a maximum load of 150 kg, it has actually been tested with a load of 225 kg.

At Pellet ASC, we test our products with a safety coefficient greater than 1.5 to guarantee our users optimal safety and quality products.

Our products correspond to a use function that is important to qualify **in order to meet the users' needs**. These use functions, listed below, help to **find the appropriate solution for each need and each user**.



PRODUCT TYPE	USE FUNCTIONS	ERGONOMICS	MATERIAL
Straight grab bars		○ 38 x 25 mm	Aluminium
		∅ 30 mm	Aluminium
		∅ 30, 32 mm	Stainless steel
		∅ 32 mm	Chrome-plated
		○ 38 x 25 mm	Nylon
135° angled grab bars		○ 38 x 25 mm	Aluminium
		∅ 30 mm	Aluminium
		∅ 30, 32 mm	Stainless steel
		∅ 32 mm	Chrome-plated
90° angled grab bars		○ 38 x 25 mm	Nylon
		∅ 30 mm	Aluminium
		∅ 32 mm	Stainless steel
L- or T-shaped grab bars		○ 38 x 25 mm	Aluminium
		∅ 30 mm	Aluminium
		∅ 32 mm	Stainless steel
		∅ 32 mm	Chrome-plated
		○ 38 x 25 mm	Nylon
Flip-up bars		○ 38 x 25 mm	Aluminium
		∅ 30 mm	Aluminium
		∅ 30, 32 mm	Stainless steel
Shower seats		Standardised height 500 mm, standard slatted seat 320 mm or wide slatted seat 427 and 540 mm	Aluminium (leg)
		Standardised height 500 mm, solid seat 450 mm	Aluminium (leg)



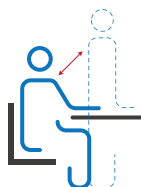
SUPPORT

Helps to maintain stability on a support in a standing or sitting position.



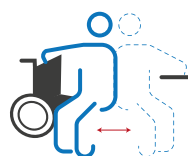
BALANCE

Helps to manoeuvre the step of a shower tray or the edge of a bathtub while maintaining balance in a standing position.



LIFTING

Helps to move from a sitting to a standing position.



TRANSFER

Helps to move from one support to another.

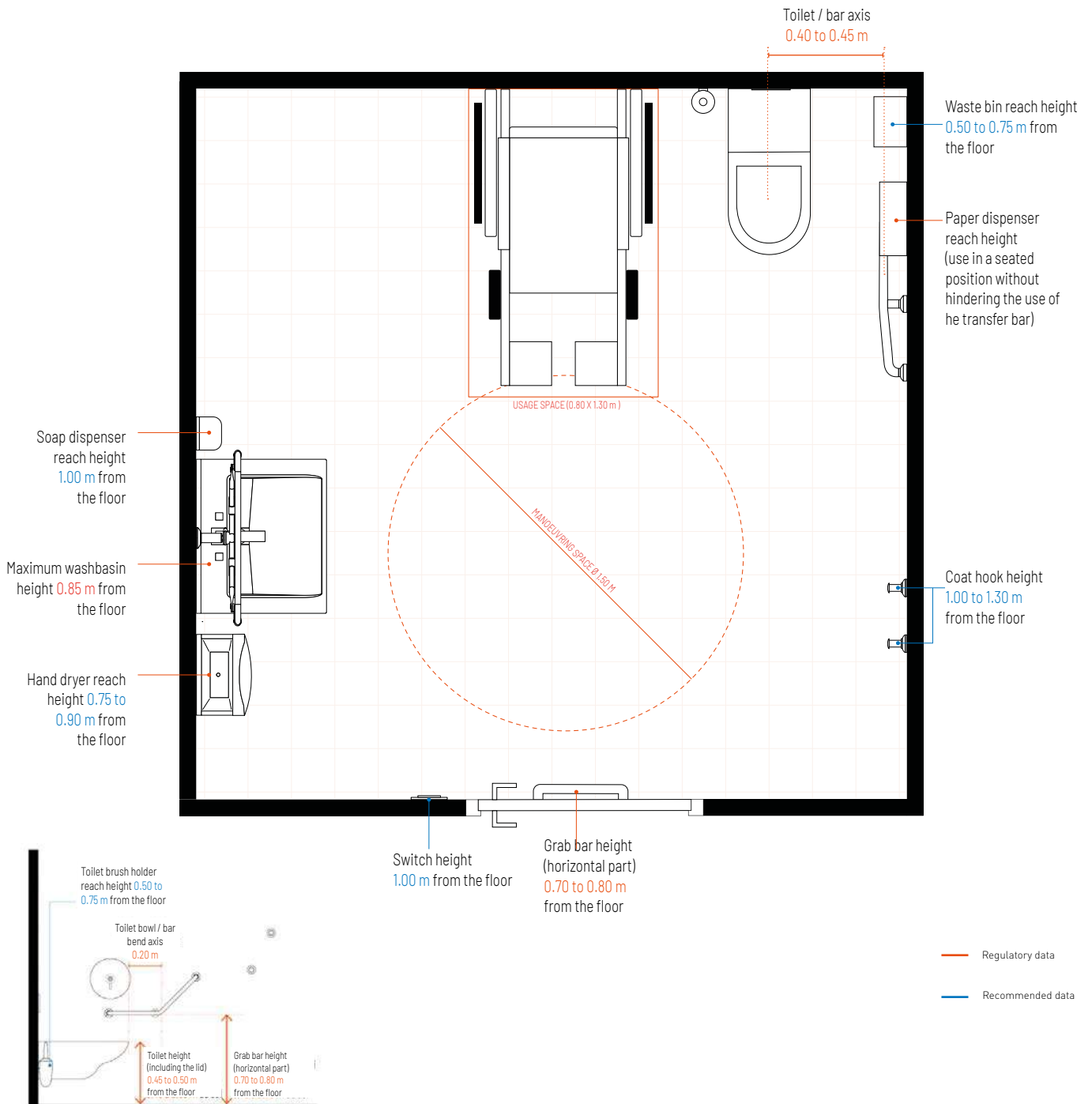


REST

Helps to shower safely in a sitting position.

Layout of a toilet space adapted for a disabled person in a public building

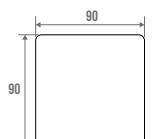
Source: Article 12 of the French decree of 20/04/17 in the official journal



Signage for sanitary areas

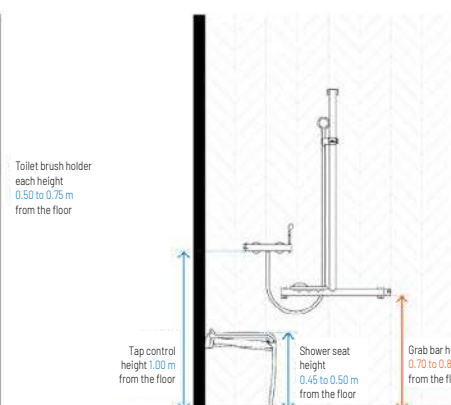
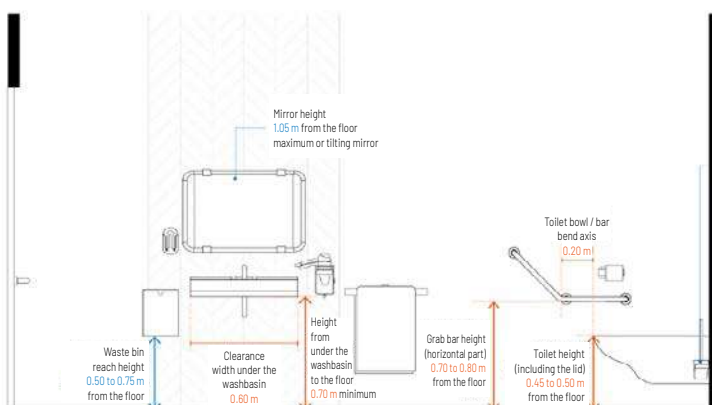
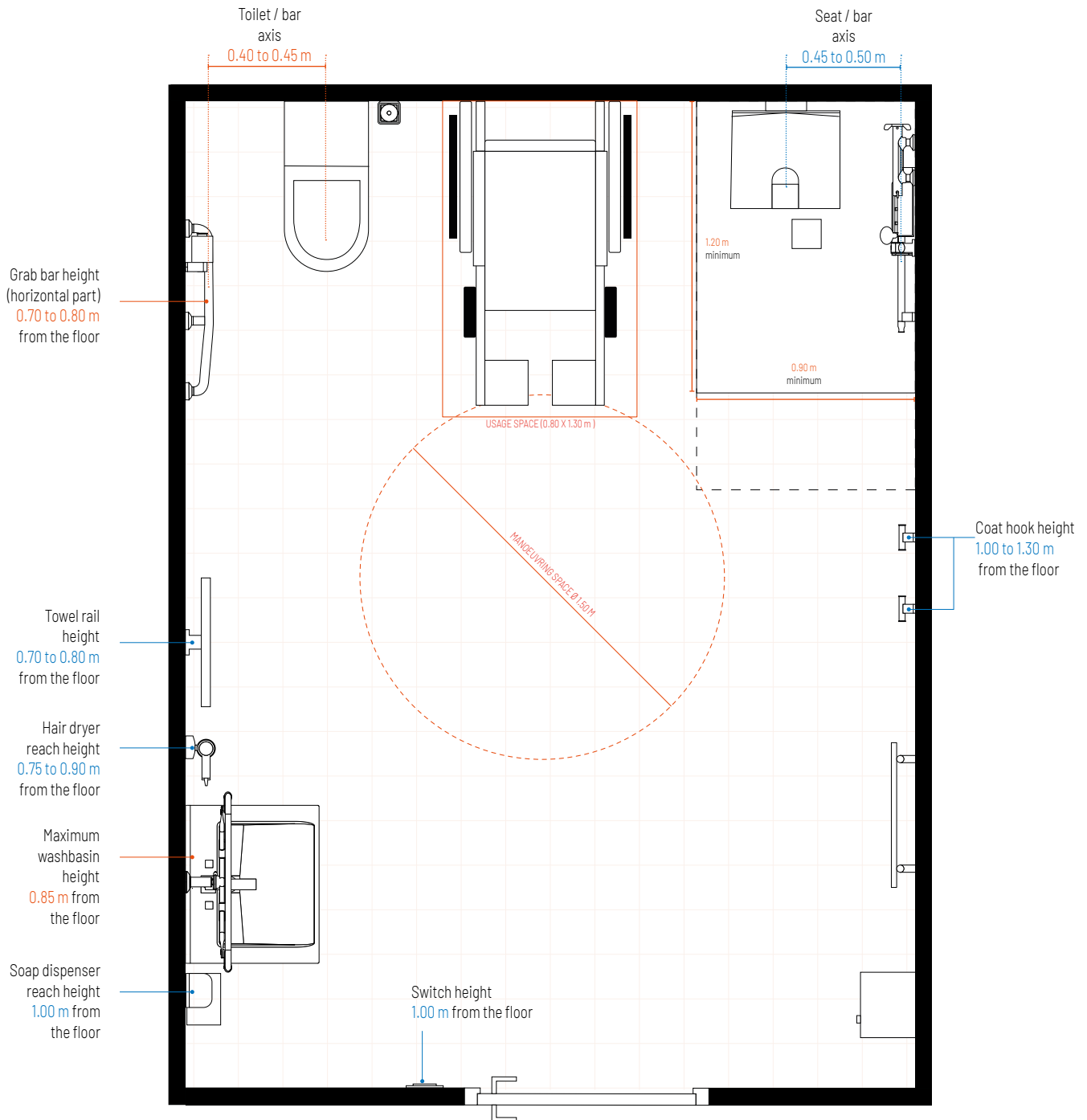
White vinyl substrate, blue print.

COLOURS	REF.	PRICE EXCL. VAT
WHITE		
Men	878121	€11
Women	878122	
Disabled	878123	
Left-hand transfer	878124	
Right-hand transfer	878125	



Layout of a toilet, either integrated into the room or separate, in accommodation facilities subject to public buildings regulations

Source: Article 17 of the French decree of 20/04/17 in the official journal





MaPrimeAdapt'

As of 1 January 2024, **MaPrimeAdapt'** has become the new single aid in France to finance home adaptation work with one ambition: to prevent falls and situations of vulnerability at home for all people who are losing their independence, in order to allow them to **live at home for as long as possible**.

Some key figures

2 million people aged over 65 are victims of a fall per year

37% of these falls take place in the **bathroom**

12,000 deaths are recorded each year among people aged over 65 years

94% of homes are not suitable for seniors

Source: OMS / ins-inpes - Ministère de la Santé.

Eligibility criteria

Be aged **over 70 years** **WITHOUT** loss of independence



Be aged **over 60 years** **WITH** loss of independence*



*GIR 1 to 6

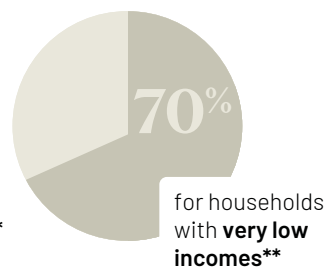
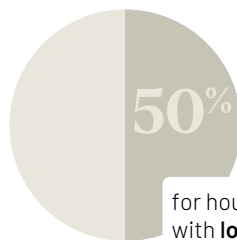
Be **disabled** (child or adult)



- Having modest or very modest incomes**
- Residing in France (mainland and overseas)
- Being a homeowner or tenant in the private housing sector

Grant amount

Subsidy for the cost of the work up to:



Ceiling for the cost of the work **€22,000**

Grant of up to **€15,400** for very low incomes**



Example of support

Who are they? Jeanne and Franck, 77 and 72 years old, with no loss of independence, rent an apartment in the centre of Lyon and have a very modest income.

What is their project? Fit a shower with a removable seat, grab bar and non-slip floor.

COST OF WORK	SUPPORT	MAPRIMEADAPT' AID AMOUNT
€16,000	70%	€11,200



** <https://france-renov.gouv.fr/bareme>

The 10 stages in the MPA' path



Gathering information from France Rénov'



Checking the user's eligibility



Drawing up the application online or in paper format



Getting in touch with a **project management assistant ('AMO') accredited for independence** via the France Rénov' advisor. Home visit by the AMO to carry out an independent living assessment, develop the work project and the financing plan.



Preparation of quotes



Submission of the subsidy application online or in paper format



Notification of the agreement to grant the subsidy



Performance of the work



Acceptance of the work and verification of conformity



Submission of the grant payment request.

An advance and/or down payment may be requested under certain conditions.

And receipt of the subsidy by bank transfer.

Arsis
EVOLUTION

Custom arrangement on request.

Arsis



Front

Ref. 960121
(180x80x70 cm)



Back



Ref. 960123
(180x80x70 cm)



Front

Ref. 960098
(180x80x70 cm)



Back



Front

Ref. 960099
(65x45x48 cm)



Back

Arsis

Classic range

 Custom arrangement on request.



Ref. 960103
(180x80x70 cm)



Front



Back

Ref. 960105
(65x45x48 cm)

Accessories



Front

Ref. 960122
(180x80x70 cm)



Back

Showroom panels.

Front



Back




Ref. 960126
(25x25x27 cm)




Ref. 960124
(40x178 cm)

Self-service panel.

Alur range



Ref. 960125
(100x25 cm)



Ref. 960128
(60x40 cm)

3D - magnetic display panels

Only for the Arsis range, subject to conditions.



Ref. 999948
(100x25 cm)



Ref. 999958
(149x49 cm)

Arsis

**Touch it,
try it and
you'll love it!**

Products displayed
on the supports.

To find out about the conditions for the magnetic panels, please contact the sales agent in your area (see the map of representatives) or call our customer service department +33 (0)4 78 96 82 20

REF.	W.	Description	Page	REF.	W.	Description	Page
000103	5 YEARS	Stainless steel - Straight bar Ø 32 mm - Glossy polished - 300 mm	76	004824	10 YEARS	Straight tube, chrome-plated, A = 650 mm	108
000104	5 YEARS	Stainless steel - Straight bar Ø 32 mm - Glossy polished - 400 mm	76	004825	10 YEARS	Straight tube, chrome-plated, A = 700 mm	108
000106	5 YEARS	Stainless steel - Straight bar Ø 32 mm - Glossy polished - 600 mm	76	004827	10 YEARS	Straight tube, chrome-plated, A = 800 mm	108
000110	5 YEARS	Stainless steel - T-shaped bar Ø 32 mm - Glossy polished	76	004832	10 YEARS	Straight tube, chrome-plated, A = 900 mm	108
000119	3 YEARS	500W to 1500W electric hand dryer, Brushed	182	004834	10 YEARS	Straight tube, chrome-plated, A = 1000 mm	108
000135	5 YEARS	Stainless steel - 135° angled bar Ø 32 mm - Glossy polished	76	004843	10 YEARS	Extension sleeve, chrome-plated	108
000136	5 YEARS	Stainless steel - 135° angled bar Ø 32 mm - Glossy polished	76	004911	10 YEARS	Extendable straight curtain rod, 2 base plates, A = 620 to 1020 mm	104
000180	5 YEARS	Stainless steel - L-shaped bar Ø 32 mm - Glossy polished	77	004912	10 YEARS	Extendable straight curtain rod, 2 base plates, A = 1020 to 1800 mm	104
000181	5 YEARS	Stainless steel - L-shaped bar Ø 32 mm - Glossy polished	77	004923	10 YEARS	Extendable curtain rod Ø 20 mm chrome-plated, A = 1420 to 2050 mm	107
000308	5 YEARS	Stainless steel - Flip-up bar with stand - Glossy polished	77	005146	5 YEARS	FIL - Wall-mounted soap dish, chrome-plated	129
000501	1 YEAR	CLASSIC Nylon - Bathrobe holder - White	140	005147	5 YEARS	FIL - Wall-mounted corner soap dish, chrome-plated	129
000502	1 YEAR	CLASSIC Nylon - Bathrobe holder	140	005153	5 YEARS	FIL - Wall-mounted straight shower basket, chrome-plated	128
000511	1 YEAR	CLASSIC Nylon - Toilet paper dispenser - White	140	005154	5 YEARS	FIL - Wall-mounted corner shower basket, chrome-plated	128
001030	5 YEARS	Alcove, Matt white, 300 x 300 x 83 mm	111	005155	5 YEARS	FIL - Wall-mounted corner shower basket, chrome-plated	128
001031	5 YEARS	Alcove, Matt black, 300 x 300 x 83 mm	111	005156	5 YEARS	FIL - Wall-mounted straight shower basket, chrome-plated	128
001032	5 YEARS	Alcove, Brushed, 300 x 300 x 83 mm	111	005157	5 YEARS	FIL - Wall-mounted shower basket, 2 levels, chrome-plated	129
001060	5 YEARS	Alcove, Matt white, 600 x 300 x 83 mm	111	005158	1 YEAR	FIL - Shower squeegee - Glossy polished	128
001061	5 YEARS	Alcove, Matt black, 600 x 300 x 83 mm	111	005570	2 YEARS	Double-sided magnifying mirror	148
001062	5 YEARS	Alcove, Brushed, 600 x 300 x 83 mm	111	005574	5 YEARS	Rectangular mirror	147
001090	5 YEARS	Alcove, Matt white, 900 x 300 x 83 mm	111	005575	5 YEARS	Round mirror	147
001091	5 YEARS	Alcove, Matt black, 900 x 300 x 83 mm	111	005578	5 YEARS	Acrylic rectangular mirror	147
001092	5 YEARS	Alcove, Brushed, 900 x 300 x 83 mm	111	005582	2 YEARS	Round illuminated magnifying mirror	148
002903	10 YEARS	Brass - Straight bar, Ø 25 mm - Chrome-plated - 300 mm	73	005585	5 YEARS	CLASSIC Zamak - Glass shelf	141
002904	10 YEARS	Brass - Straight bar, Ø 25 mm - Chrome-plated - 400 mm	73	005586	5 YEARS	CLASSIC Zamak - Glass shelf	141
002905	10 YEARS	Brass - Straight bar, Ø 25 mm - Chrome-plated - 500 mm	73	006012	5 YEARS	CLASSIC Zamak - Washbasin shelf support, chrome-plated	141
002906	10 YEARS	Brass - Straight bar, Ø 25 mm - Chrome-plated - 600 mm	73	006021	5 YEARS	CLASSIC Zamak - Washbasin shelf support, chrome-plated	141
002943	10 YEARS	Brass - Straight bar with visible fixings - Chrome-plated - 300 mm	73	007124	5 YEARS	Mirror fixing cabochon cap, chrome-plated	147
002944	10 YEARS	Brass - Straight bar with visible fixings - Chrome-plated - 400 mm	73	007134	5 YEARS	Screw-on mirror fixings, chrome-plated	147
003711	5 YEARS	CLASSIC Zamak - Single hook - Chrome-plated	141	007161	5 YEARS	CLASSIC Zamak - Hole cover, chrome-plated	141
003712	5 YEARS	CLASSIC Zamak - Single hook - Chrome-plated	141	007164	5 YEARS	CLASSIC Zamak - Hole cover - White	141
003713	5 YEARS	CLASSIC Zamak - Single hook - White	141	010111	5 YEARS	LOFT - Towel rack, chrome-plated	132
003715	5 YEARS	CLASSIC Zamak - Double hook - Chrome-plated	141	010120	5 YEARS	LOFT - Towel rail, chrome-plated	132
003731	5 YEARS	CLASSIC Brass - Bathrobe holder - Chrome plated	142	010121	5 YEARS	LOFT - Towel rail, chrome-plated	132
004012	10 YEARS	Straight curtain rod, 2 sliding base plates, chrome-plated, A = 800 mm	105	010130	5 YEARS	LOFT - Bathrobe holder, 1 hook, chrome-plated	130
004013	10 YEARS	Straight curtain rod, 2 sliding base plates, chrome-plated, A = 1000 mm	105	010132	5 YEARS	LOFT - Bathrobe holder, 2 hooks, chrome-plated	130
004014	10 YEARS	Straight curtain rod, 2 sliding base plates, chrome-plated, A = 1200 mm	105	010140	5 YEARS	LOFT - Towel rail, chrome-plated	132
004015	10 YEARS	Straight curtain rod, 2 sliding base plates, chrome-plated, A = 1500 mm	105	010145	5 YEARS	LOFT - Towel ring, chrome-plated	130
004022	10 YEARS	Straight curtain rod, 2 sliding base plates, chrome-plated, A = 800 mm	105	010150	5 YEARS	LOFT - Towel rail, chrome-plated	132
004023	10 YEARS	Straight curtain rod, 2 sliding base plates, chrome-plated, A = 1000 mm	105	010155	5 YEARS	LOFT - Wall-mounted soap dish, chrome-plated	131
004024	10 YEARS	Straight curtain rod, 2 sliding base plates, chrome-plated, A = 1200 mm	105	010156	5 YEARS	LOFT - Wall-mounted glass holder, chrome-plated	131
004042	1 YEAR	Straight curtain rod Ø 16 mm, white, A = 800 mm	105	010160	5 YEARS	LOFT - Toilet paper dispenser, chrome-plated	133
004043	1 YEAR	Straight curtain rod Ø 16 mm, white, A = 1000 mm	105	010164	5 YEARS	LOFT - Toilet paper reserve, chrome-plated	133
004044	1 YEAR	Straight curtain rod Ø 16 mm, chrome-plated, A = 800 mm	105	010170	5 YEARS	LOFT - Washbasin shelf, chrome-plated	130
004045	1 YEAR	Straight curtain rod Ø 16 mm, chrome-plated, A = 1000 mm	105	010185	5 YEARS	LOFT - Tiered towel rack, chrome-plated	132
004051	1 YEAR	Extendable curtain rod, 2 suction cups, anodised, A = 750 to 1250 mm	105	010203	10 YEARS	Brass - Straight bar Ø 25 mm, invisible fixings, chrome-plated - 300 mm	72
004052	1 YEAR	Extendable curtain rod, 2 suction cups, anodised, A = 1200 to 2200 mm	105	010204	10 YEARS	Brass - Straight bar Ø 25 mm, invisible fixings, chrome-plated - 400 mm	72
004113	10 YEARS	90° corner curtain rod Ø 16 mm, A = 800 mm B = 800 mm	106	010205	10 YEARS	Brass - Straight bar Ø 25 mm, invisible fixings, chrome-plated - 600 mm	72
004114	10 YEARS	90° corner curtain rod Ø 16 mm, A = 1000 mm B = 1000 mm	106	010206	10 YEARS	Brass - Straight bar Ø 25 mm, invisible fixings, chrome-plated - 800 mm	72
004115	10 YEARS	90° corner curtain rod Ø 16 mm, A = 1150 mm B = 800 mm	106	013130	1 YEAR	TRIOLO - Towel rail, 1 sliding bar, white	137
004116	10 YEARS	90° corner curtain rod Ø 16 mm, A = 1200 mm B = 900 mm	106	013160	1 YEAR	TRIOLO - Towel rail, white	137
004117	10 YEARS	90° corner curtain rod Ø 16 mm, A = 900 mm B = 900 mm	106	013260	1 YEAR	TRIOLO - Towel rail, white	137
004142	1 YEAR	90° corner curtain rod Ø 16 mm, white, A = 800 x 800 mm	106	013410	10 YEARS	Extendable straight curtain rod, with suction cup, white, A = 750 to 1250 mm	107
004143	1 YEAR	90° corner curtain rod Ø 16 mm, white, A = 1000 x 1000 mm	106	013420	10 YEARS	Extendable straight curtain rod, with suction cup, white, A = 1200 to 2200 mm	107
004144	1 YEAR	90° corner curtain rod Ø 16 mm, chrome-plated, A = 800 x 800 mm	106	013500	1 YEAR	TRIOLO - Toilet paper dispenser, white	137
004145	1 YEAR	90° corner curtain rod Ø 16 mm, chrome-plated, A = 1000 x 1000 mm	106	013700	1 YEAR	TRIOLO - Wall-mounted soap dish, white	136
004172	10 YEARS	U-shaped curtain rod, chrome-plated	106	013730	1 YEAR	TRIOLO - Bathrobe holder, white	136
004202	10 YEARS	Ceiling tensioner, can be cut to size, chrome-plated, A = 900 mm	106	013800	1 YEAR	TRIOLO - Wall-mounted glass holder, white	136
004203	10 YEARS	Ceiling tensioner, can be cut to size, chrome-plated, A = 1300 mm	106	013910	1 YEAR	TRIOLO - Toilet paper reserve, white	137
004226	10 YEARS	Straight curtain rod, 2 sliding base plates, chrome-plated, A = 1800 mm	105	013920	1 YEAR	Wall-mounted toilet brush holder, white ABS.	177
004228	10 YEARS	Straight curtain rod, 2 sliding base plates, chrome-plated, A = 2000 mm	105	014101	1 YEAR	DUROFORT - Bathrobe holder, 1 hook, white	138
004527	10 YEARS	90° corner curtain rod Ø 16 mm, A = 1700 mm B = 700 mm	106	014110	5 YEARS	Toilet brush holder, ABS Shockproof. Wall-mounted or free-standing, white	177
004631	10 YEARS	Extendable straight curtain rod, 2 base plates, A = 580 to 900 mm	104	016102	2 YEARS	DUROFORT - Bathrobe holder, 2 hooks, white	138
004632	10 YEARS	Extendable straight curtain rod, 2 base plates, A = 880 to 1500 mm	104	016104	2 YEARS	DUROFORT - Towel rail, white	139
004641	10 YEARS	Extendable curtain rod Ø 20 mm chrome-plated, A = 580 to 900 mm	107	016105	2 YEARS	DUROFORT - Towel rail, white	139
004642	10 YEARS	Extendable curtain rod Ø 20 mm chrome-plated, A = 880 to 1200 mm	107	016106	2 YEARS	DUROFORT - Wall-mounted glass holder, white	138
004643	10 YEARS	Extendable curtain rod Ø 20 mm chrome-plated, A = 1180 to 2100 mm	107	016107	2 YEARS	DUROFORT - Wall-mounted soap dish, white	138
004703	10 YEARS	Eco base plate, chrome-plated, per unit	108	016108	2 YEARS	DUROFORT - Toilet paper dispenser, white	139
004704	10 YEARS	Eco base plate, chrome-plated, per pair	108	016109	2 YEARS	DUROFORT - Toilet paper dispenser with lid, white	139
004705	10 YEARS	Sliding base plate, chrome-plated	108	016110	2 YEARS	DUROFORT - Toilet brush holder, white	139
004715	5 YEARS	Concealed fixing base plate with sleeve, chrome-plated	108	016130	2 YEARS	DUROFORT - Washbasin shelf, white	139
004719	5 YEARS	Bend & 2 sleeves, chrome-plated	108	016160	2 YEARS	DUROFORT - Washbasin shelf, white	139
004802	10 YEARS	Ceiling tensioner, can be cut to size, chrome-plated, A = 900 mm	107	041700	10 YEARS	Pair of wall mounts with Arsis Kit caps, anthracite	52
004803	10 YEARS	Ceiling tensioner, can be cut to size, chrome-plated, A = 1300 mm	107	041704	10 YEARS	Straight length 400 mm, Arsis Kit, anthracite	53
004822	10 YEARS	Straight tube, chrome-plated, A = 500 mm	108	041706	10 YEARS	Straight length 600 mm, Arsis Kit, anthracite	53
004823	10 YEARS	Straight tube, chrome-plated, A = 600 mm	108	041708	10 YEARS	Straight length 800 mm, Arsis Kit, anthracite	53

REF.	W.	Description	Page	REF.	W.	Description	Page
04712	10 YEARS	Straight length 1200 mm, Arsis Kit, anthracite	53	045330	10 YEARS	ErgoLife 90° bar, 2-wall corner, 3 pts, white	68
04720	10 YEARS	90° bend, 2-wall corner with Arsis Kit wall fixings, anthracite	52	045335	10 YEARS	ErgoLife 90° bar, 2-wall corner, 3 pts, without base plates, white	68
04730	10 YEARS	135° connecting support with Arsis Kit wall fixing, anthracite	52	045340	10 YEARS	ErgoLife T-shaped bar, with base plates, 600 x 1200 mm, white	67
04740	10 YEARS	Straight connection with Arsis Kit wall fixing, anthracite	52	045341	10 YEARS	ErgoLife T-shaped bar, with base plates, 800 mm, white	67
04750	10 YEARS	T-connection with Arsis Kit wall fixing, anthracite	53	045345	10 YEARS	ErgoLife T-shaped bar, without base plates, 600 mm, white	67
041800	10 YEARS	Pair of wall mounts with Arsis Kit caps, white	52	045346	10 YEARS	ErgoLife T-shaped bar, without base plates, 800 mm, white	67
041804	10 YEARS	Straight length 400 mm, Arsis Kit, white	53	045360	10 YEARS	ErgoLife 2-wall corner bar, white	68
041806	10 YEARS	Straight length 600 mm, Arsis Kit, white	53	045365	10 YEARS	ErgoLife 2-wall corner bar, without base plates, white	68
041808	10 YEARS	Straight length 800 mm, Arsis Kit, white	53	047501	1 YEAR	CLASSIC - Duckboards, white	33
041812	10 YEARS	Straight length 1200 mm, Arsis Kit, white	53	047534	10 YEARS	CLASSIC - Suspended shower seat, white epoxy-coated	28
041820	10 YEARS	90° bend, 2-wall corner with Arsis Kit wall fixings, white	52	047572	1 YEAR	Toilet seat riser with lid, white	145
041830	10 YEARS	135° connecting support with Arsis Kit wall fixing, white	52	047580	1 YEAR	Toilet seat riser, white	145
041840	10 YEARS	Straight connection with Arsis Kit wall fixing, white	52	047590	10 YEARS	Mirror support, white	147
041850	10 YEARS	T-connection with Arsis Kit wall fixing, white	53	047601	10 YEARS	Adjustable mirror	148
043293	10 YEARS	Brass - 90° angled bar, Ø 25 mm, chrome-plated	72	047610	10 YEARS	CLASSIC - Bathtub board, white epoxy-coated	34
043532	10 YEARS	Brass - 135° angled bar, Ø 25 mm, chrome-plated	72	047620	10 YEARS	CLASSIC - Adjustable bathtub seat, white epoxy-coated	35
043533	10 YEARS	Brass - 135° angled bar, Ø 25 mm, chrome-plated	72	047629	10 YEARS	Slatted shower seat, taupe & grey, chrome-plated	28
043535	10 YEARS	Brass - 135° angled bar, Ø 25 mm, 400 x 400 mm, chrome-plated	73	047630	10 YEARS	Classic shower seat, white	27
044010	10 YEARS	Rail + cover 100, Arsis Évolution, glossy anodised and white	24	047631	10 YEARS	Slatted shower seat, white & grey, chrome-plated	28
044013	10 YEARS	Rail + cover 100, Arsis Évolution, glossy anodised and anthracite	24	047632	10 YEARS	Slatted shower seat, large size, white	29
044040	10 YEARS	Rail + cover 400, Arsis Évolution, glossy anodised and white	24	047633	10 YEARS	Slatted shower seat, large size, white & grey, chrome-plated	29
044043	10 YEARS	Rail + cover 400, Arsis Évolution, glossy anodised and anthracite	24	047634	10 YEARS	Slatted shower seat, large size, taupe & grey, chrome-plated	29
044050	10 YEARS	Rail + cover 500, Arsis Évolution, glossy anodised and white	24	047640	10 YEARS	CLASSIC - Adjustable bathtub seat with backrest, white	35
044053	10 YEARS	Rail + cover 500, Arsis Évolution, glossy anodised and anthracite	24	047642	10 YEARS	Slatted shower seat, grey & grey, chrome-plated	28
044060	10 YEARS	Rail + cover 600, Arsis Évolution, glossy anodised and white	24	047643	10 YEARS	Slatted shower seat, large size, grey & grey, chrome-plated	29
044063	10 YEARS	Rail + cover 600, Arsis Évolution, glossy anodised and anthracite	24	047650	10 YEARS	CLASSIC - Slatted shower stool, white	33
044110	10 YEARS	Plate kit, Arsis Evolution, white	25	047652	10 YEARS	CLASSIC - Slatted shower stool, taupe & grey, chrome-plated	33
044113	10 YEARS	Plate kit, Arsis Évolution, anthracite	25	047670	10 YEARS	ERGONOMIC - Slatted shower stool, Ergonomic, white	34
044240	10 YEARS	Rail 400, Arsis Évolution, glossy anodised	25	047678	10 YEARS	CLASSIC - Slatted shower stool, large size, white	33
044250	10 YEARS	Rail 500, Arsis Evolution, glossy anodised	25	047679	10 YEARS	CLASSIC - Slatted shower stool, large size, taupe & grey, chrome-plated	33
044260	10 YEARS	Rail 600, Arsis Évolution, glossy anodised	25	047710	10 YEARS	Arsis Évolution armrest, white	11
044340	10 YEARS	Cover 400, Arsis Évolution, glossy anodised	24	047711	10 YEARS	Arsis Évolution armrest, white & grey	11
044350	10 YEARS	Cover 500, Arsis Évolution, glossy anodised	24	047713	10 YEARS	Arsis Évolution armrest, anthracite	11
044360	10 YEARS	Cover 600, Arsis Évolution, glossy anodised	24	047720	10 YEARS	Arsis Évolution backrest + 2 armrests, white	11
044700	10 YEARS	Locks, Arsis Évolution, white	24	047721	10 YEARS	Arsis Évolution backrest + 2 armrests, white and grey	11
044703	10 YEARS	Locks, Arsis Évolution, anthracite	24	047723	10 YEARS	Arsis Évolution backrest + 2 armrests, anthracite	11
044710	10 YEARS	Plate, Arsis Évolution, white	25	047725	10 YEARS	ARSIS - ARSIS seat, white & wood	11
044713	10 YEARS	Plate, Arsis Évolution, anthracite	25	047728	10 YEARS	ARSIS - ARSIS seat, anthracite & wood	11
044720	10 YEARS	Backrest, Arsis Évolution, white	25	047729	10 YEARS	ARSIS - ARSIS seat, anthracite	11
044723	10 YEARS	Backrest, Arsis Évolution, anthracite	25	047730	10 YEARS	ARSIS - ARSIS seat, white	11
044840	10 YEARS	Removable bar 443 mm, Arsis Évolution, white and glossy anodised	24	047731	10 YEARS	ARSIS - ARSIS seat, white & matt grey	11
044843	10 YEARS	Removable bar 443 mm, Arsis Évolution, anthracite and glossy anodised	24	047733	10 YEARS	ARSIS - ARSIS quick-release shower shelf, matt black	12
044850	10 YEARS	Removable bar 552.5 mm, Arsis Évolution, white and glossy anodised	24	047734	10 YEARS	ARSIS - ARSIS seat, anthracite & matt grey	11
044853	10 YEARS	Removable bar 552.5 mm, Arsis Évolution, anthracite and glossy anodised	24	047735	10 YEARS	ARSIS - ARSIS quick-release shower shelf, white	12
044860	10 YEARS	Removable bar 662 mm, Arsis Évolution, white and glossy anodised	24	047739	10 YEARS	ARSIS - ARSIS quick-release shower shelf, anthracite	12
044863	10 YEARS	Removable bar 662 mm, Arsis Évolution, anthracite and glossy anodised	24	047741	10 YEARS	ARSIS - ARSIS wall bracket, white	12
045130	10 YEARS	Straight bar 300 mm, ErgoLife, with base plates, white	66	047745	10 YEARS	ARSIS - ARSIS shower shelf, white	44
045135	10 YEARS	Straight bar 300 mm, ErgoLife, without base plates, white	66	047746	10 YEARS	ARSIS - ARSIS shower shelf, anthracite	44
045140	10 YEARS	Straight bar 400 mm, ErgoLife, with base plates, white	66	047747	10 YEARS	ARSIS - ARSIS shelf, white	41
045145	10 YEARS	Straight bar 400 mm, ErgoLife, without base plates, white	66	047749	10 YEARS	ARSIS - ARSIS seat, anthracite & oxide	11
045150	10 YEARS	Straight bar 500 mm, ErgoLife, with base plates, white	66	047750	10 YEARS	ARSIS - ARSIS seat, matt black	11
045155	10 YEARS	Straight bar 500 mm, ErgoLife, without base plates, white	66	047751	10 YEARS	ARSIS - ARSIS seat, anthracite & quartz	11
045160	10 YEARS	Straight bar 600 mm, ErgoLife, with base plates, white	66	047752	10 YEARS	ARSIS - ARSIS seat, white & quartz	11
045165	10 YEARS	Straight bar 600 mm, ErgoLife, without base plates, white	66	047770	10 YEARS	ARSIS - ARSIS shower stool, white	32
045180	10 YEARS	Straight bar 800 mm, ErgoLife, with base plates, white	66	047771	10 YEARS	ARSIS - ARSIS shower stool, white & matt grey	32
045185	10 YEARS	Straight bar 800 mm, ErgoLife, without base plates, white	66	047774	10 YEARS	ARSIS - ARSIS shower stool, anthracite & matt grey	32
045200	10 YEARS	Straight bar 1000 mm, ErgoLife, with base plates, white	66	047820	10 YEARS	ERGONOMIC - Ergonomic seat, fixed height, white, with grey cushion, seat, backrest and armrests	31
045205	10 YEARS	Straight bar 1000 mm, ErgoLife, without base plates, white	66	047825	10 YEARS	ERGONOMIC - Ergonomic seat, adjustable height, white, with grey cushion, seat, backrest and armrests	30
045210	10 YEARS	ErgoLife straight bar 1200 mm, with bend, with base plates, white	66	047830	10 YEARS	ERGONOMIC - Ergonomic seat, fixed height, white, with grey cushion, seat alone	31
045215	10 YEARS	ErgoLife straight bar 1200 mm, with bend, without base plates, white	66	047835	10 YEARS	ERGONOMIC - Ergonomic seat, adjustable height, white, with grey cushion, seat alone	30
045220	10 YEARS	ErgoLife 135° bar, 3 pts, 400 x 400 mm, with base plates, white	66	047836	10 YEARS	ERGONOMIC - Ergonomic seat, adjustable height, white, without cushion, seat alone	30
045225	10 YEARS	ErgoLife 135° bar, 3 pts, 400 x 400 mm, without base plates, white	66	047930	10 YEARS	RITMO - RITMO seat, white	13
045270	10 YEARS	ErgoLife 90° bar, 400 x 400 mm, with base plates, white	66	048400	1 YEAR	CLASSIC - Non-wall fixing post, white	61
045275	10 YEARS	ErgoLife 90° bar, without base plates, white	66	048410	10 YEARS	ARSIS - Multifunctional grab & lift bar for toilets, anthracite, left-hand	46
045280	10 YEARS	ErgoLife L-shaped bar, right, white	67	048420	10 YEARS	ARSIS - Multifunctional grab bar for toilets, anthracite	46
045281	10 YEARS	ErgoLife L-shaped bar, right, white	67	048430	10 YEARS	ARSIS - Multifunction L-shaped bar for toilets, anthracite	47
045285	10 YEARS	ErgoLife L-shaped bar, right, without base plates, white	67	048440	10 YEARS	ARSIS - Multifunctional support bar for toilets, anthracite	47
045286	10 YEARS	ErgoLife L-shaped bar, right, without base plates, white	67	048450	10 YEARS	ARSIS - Multifunctional grab bar for showers, anthracite	45
045290	10 YEARS	ErgoLife L-shaped bar, left, white	67	048510	10 YEARS	ARSIS - Multifunctional grab & lift bar for toilets, glossy anodised, right-hand	46
045291	10 YEARS	ErgoLife L-shaped bar, left, white	67	048511	10 YEARS	ARSIS - Multifunctional grab & lift bar for toilets, glossy anodised, left-hand	46
045295	10 YEARS	ErgoLife L-shaped bar, left, without base plates, white	67	048520	10 YEARS	ARSIS - Multifunctional grab bar for toilets, glossy anodised	46
045296	10 YEARS	ErgoLife L-shaped bar, left, without base plates, white	67	048530	10 YEARS	ARSIS - Multifunction L-shaped bar for toilets, glossy anodised	47
045315	10 YEARS	Sliding handheld shower head holder, white	40	048540	10 YEARS	ARSIS - Multifunctional support bar for toilets, glossy anodised	47
045318	10 YEARS	Sliding handheld shower head holder, anthracite	40	048550	10 YEARS	ARSIS - Multifunctional grab bar for showers, glossy anodised	45
045320	10 YEARS	Toilet paper holder for flip-up bar, ErgoLife, white	67				

REF.	W.	Description	Page	REF.	W.	Description	Page
048610	10 YEARS	Arsis support stand, white	48	049492	2 YEARS	MANA 135° angled bar, glossy white	79
048660	10 YEARS	Arsis flip-up bar 600 mm, white	48	049493	2 YEARS	MANA 135° angled bar, matt white	79
048661	10 YEARS	Arsis flip-up bar and support stand 600 mm, white	49	049494	2 YEARS	MANA 135° angled bar, matt black	79
048680	10 YEARS	Arsis flip-up bar 770 mm, white	48	049495	2 YEARS	MANA 135° angled bar, grey	79
048681	10 YEARS	Arsis flip-up bar and support stand 770 mm, white	49	049496	2 YEARS	MANA 135° angled bar, taupe	79
048710	10 YEARS	Arsis support stand, anthracite	48	049521	10 YEARS	ARSIS - Arsis Full Black T-shaped or L-shaped shower bar, matt black	42
048760	10 YEARS	Arsis flip-up bar 600 mm, anthracite and chrome-plated	48	049530	5 YEARS	Straight bar, Ø 30 mm, 300 mm, brushed	75
048761	10 YEARS	Arsis flip-up bar and support stand 600 mm, anthracite and chrome-plated	49	049535	10 YEARS	Arsis Full Black 135° bar, 400 x 400 mm, 3 pts, matt black	41
048780	10 YEARS	Arsis flip-up bar 770 mm, anthracite and chrome-plated	48	049541	10 YEARS	Arsis Full Black straight bar, 400 mm, matt black	41
048781	10 YEARS	Arsis flip-up bar and support stand 770 mm, anthracite and chrome-plated	49	049542	10 YEARS	Arsis Fantasy straight bar, 400 mm, white & quartz	41
048809	10 YEARS	Stainless steel - Support stand, brushed	77	049550	5 YEARS	Straight bar, Ø 30 mm, 500 mm, brushed	75
048810	10 YEARS	CLASSIC - Support stand, white	60	049561	10 YEARS	Arsis Full Black straight bar, 600 mm, matt black	41
048820	10 YEARS	CLASSIC - Toilet paper dispenser, white	61	049580	5 YEARS	Straight bar, Ø 30 mm, 800 mm, brushed	75
048830	1 YEAR	CLASSIC - Splash curtain, white	61	049611	5 YEARS	ARSIS - Bathrobe holder, glossy anodised	122
048859	10 YEARS	CLASSIC - Flip-up bar with support stand 600 mm, white	60	049612	5 YEARS	ARSIS - Double towel rail, glossy anodised	122
048860	10 YEARS	CLASSIC - Flip-up bar 600 mm, white	60	049613	5 YEARS	ARSIS - Toilet paper dispenser, glossy anodised	123
048865	10 YEARS	Flip-up bar 600 mm, white & brushed	77	049614	5 YEARS	ARSIS - Toilet paper dispenser, glossy anodised	123
048866	10 YEARS	Flip-up bar with support stand 600 mm, white & brushed	77	049615	5 YEARS	ARSIS - Toilet paper reserve, glossy anodised	123
048879	10 YEARS	CLASSIC - Flip-up bar with support stand 770 mm, white	60	049619	10 YEARS	ARSIS - Support bar for showers, glossy anodised	43
048880	10 YEARS	CLASSIC - Flip-up bar 770 mm, white	60	049621	10 YEARS	ARSIS - T- or L-shaped grab bar, glossy anodised	42
048885	10 YEARS	Flip-up bar 770 mm, white & brushed	77	049630	5 YEARS	135° bar, Ø 30 mm, 265 x 265 mm, brushed	75
048886	10 YEARS	Flip-up bar with support stand 770 mm, white & brushed	77	049632	10 YEARS	Arsis 135° bar, 200 x 200 mm, glossy anodised	41
048960	10 YEARS	Arsis flip-up bar 600 mm, white and matt chrome-plated	48	049635	10 YEARS	Arsis 135° bar, 400 x 400 mm, 3 pts, glossy anodised	41
048961	10 YEARS	Arsis flip-up bar and support stand 600 mm, white & matt chrome-plated	49	049640	5 YEARS	135° bar, Ø 30 mm, 400 x 400 mm, brushed	75
048980	10 YEARS	Arsis flip-up bar 770 mm, white and matt chrome-plated	48	049641	10 YEARS	Arsis straight bar, 400 mm, glossy anodised	40
048981	10 YEARS	Arsis flip-up bar and support stand 770 mm, white & matt chrome-plated	49	049661	10 YEARS	Arsis straight bar, 600 mm, glossy anodised	40
049017	5 YEARS	ARSIS - Toilet brush holder, glossy polished	123	049711	5 YEARS	ARSIS - Bathrobe holder, anthracite	122
049018	5 YEARS	ARSIS - Bathrobe holder, chrome-plated	122	049712	5 YEARS	ARSIS - Double towel rail, anthracite	122
049130	10 YEARS	CLASSIC - Straight bar, Ø 30 mm, 300 mm, white	57	049713	5 YEARS	ARSIS - Toilet paper dispenser, anthracite	123
049135	5 YEARS	Soft straight bar Ø 30 mm, 300 mm, grey	64	049714	5 YEARS	ARSIS - Toilet paper dispenser, anthracite	123
049136	5 YEARS	Soft straight bar Ø 30 mm, 300 mm, taupe	64	049715	5 YEARS	ARSIS - Toilet paper reserve, anthracite	123
049140	10 YEARS	CLASSIC - Straight bar, Ø 30 mm, 400 mm, white	57	049719	10 YEARS	ARSIS - Support bar for showers, anthracite	43
049150	10 YEARS	CLASSIC - Straight bar, Ø 30 mm, 500 mm, white	57	049721	10 YEARS	ARSIS - T- or L-shaped grab bar, anthracite	42
049160	10 YEARS	CLASSIC - Straight bar, Ø 30 mm, 600 mm, white	57	049725	10 YEARS	ARSIS - ARSIS bar, 2-wall corner, anthracite	44
049165	5 YEARS	Soft straight bar Ø 30 mm, 600 mm, grey	64	049731	10 YEARS	ARSIS - ARSIS 90° grab bar, 2-wall corner, anthracite	45
049166	5 YEARS	Soft straight bar Ø 30 mm, 600 mm, taupe	64	049732	10 YEARS	Arsis 135° bar, 200 x 200 mm, anthracite	41
049180	10 YEARS	CLASSIC - Straight bar, Ø 30 mm, 800 mm, white	57	049735	10 YEARS	Arsis 135° bar, 3 pts, 400 x 400 mm, anthracite	41
049220	10 YEARS	CLASSIC - 135° angled bar, Ø 30 mm, 265 x 265 mm, white	57	049741	10 YEARS	Arsis straight bar, 400 mm, anthracite	40
049225	5 YEARS	Soft 135° bar, Ø 30 mm, 265 x 265 mm, grey	64	049761	10 YEARS	Arsis straight bar, 600 mm, anthracite	40
049226	5 YEARS	Soft 135° bar, Ø 30 mm, 265 x 265 mm, taupe	64	049811	5 YEARS	ARSIS - Bathrobe holder, white	122
049230	10 YEARS	CLASSIC - 135° angled bar, Ø 30 mm, 400 x 400 mm, white	57	049812	5 YEARS	ARSIS - Double towel rail, white	122
049240	10 YEARS	CLASSIC - 90° angled bar, 400 x 400 mm, white	57	049813	5 YEARS	ARSIS - Toilet paper dispenser, white	123
049250	10 YEARS	CLASSIC - 90° bar, 2-wall corner, 500 x 500 mm, 3 pts, white	59	049814	5 YEARS	ARSIS - Toilet paper dispenser, white	123
049270	10 YEARS	CLASSIC - 135° angled bar, Ø 30 mm, 400 x 400 mm, 3 pts, white	57	049815	5 YEARS	ARSIS - Toilet paper reserve, white	123
049280	10 YEARS	CLASSIC - 45° bar, right-hand, 3 pts, white	57	049817	5 YEARS	ARSIS - Toilet brush holder, white & glossy polished	123
049290	10 YEARS	CLASSIC - 45° angled bar, left-hand, 3 pts, white	57	049818	5 YEARS	ARSIS - Bathrobe holder, white	122
049315	10 YEARS	CLASSIC - Sliding handheld shower head holder, white	59	049819	10 YEARS	ARSIS - Support bar for showers, white	43
049319	10 YEARS	Brass - Sliding handheld shower head holder, chrome-plated	71	049820	10 YEARS	ARSIS - T- or L-shaped grab bar, white	42
049320	10 YEARS	CLASSIC - Paper holder, white	59	049825	10 YEARS	ARSIS - Arsis bar, 2-wall corner, white	44
049321	10 YEARS	Classic - Soap dish, white	59	049830	10 YEARS	ARSIS - ARSIS 90° grab bar, 2-wall corner, white	45
049322	10 YEARS	CLASSIC - Cane, bag or garment holder, white	59	049832	10 YEARS	Arsis 135° bar, 200 x 200 mm, white	41
049330	10 YEARS	CLASSIC - 90° bar, 2-wall corner, 750 x 750 mm, 3 pts, white	59	049833	10 YEARS	Arsis 135° bar, 400 x 400 mm, white	41
049340	10 YEARS	CLASSIC - T-shaped bar, white	58	049835	10 YEARS	Arsis 135° bar, 3 pts, 400 x 400 mm white	41
049360	10 YEARS	CLASSIC - 2-wall corner grab and support bar, white	59	049840	10 YEARS	Arsis straight bar, 400 mm, white	40
049370	10 YEARS	CLASSIC - U-shaped bar, white - 800 mm	58	049850	10 YEARS	Arsis straight bar, 500 mm, white	40
049380	10 YEARS	CLASSIC - U-shaped bar, white - 500 mm	58	049860	10 YEARS	Arsis straight bar, 600 mm, white	40
049390	10 YEARS	CLASSIC - L-shaped bar, white - left-hand version	58	049880	10 YEARS	Arsis straight bar, 800 mm, white	40
049391	10 YEARS	CLASSIC - L-shaped bar, white - right-hand version	58	049890	10 YEARS	Arsis straight bar, 1000 mm, white	40
049430	5 YEARS	Single-beam straight bar, Ø 25 mm, 320 mm, brushed	75	049911	5 YEARS	ARSIS - Bathrobe holder, white & chrome-plated	122
049432	2 YEARS	MANA straight bar, glossy white, 320 mm	79	049912	5 YEARS	ARSIS - Double towel rail, white & matt chrome-plated	122
049433	2 YEARS	MANA straight bar, matt white, 320 mm	79	049913	5 YEARS	ARSIS - Toilet paper dispenser, white & matt chrome-plated	123
049434	2 YEARS	MANA straight bar, matt black, 320 mm	79	049914	5 YEARS	ARSIS - Toilet paper dispenser, white & matt chrome-plated	123
049435	2 YEARS	MANA straight bar, grey, 320 mm	79	049915	5 YEARS	ARSIS - Toilet paper reserve, white & matt chrome-plated	123
049436	2 YEARS	MANA straight bar, taupe, 320 mm	79	049919	10 YEARS	ARSIS - Support bar for showers, white & matt chrome-plated	43
049441	10 YEARS	Arsis Fantasy straight bar, 400 mm, anthracite & quartz	41	049920	10 YEARS	ARSIS - T- or L-shaped grab bar, white & matt chrome-plated	42
049445	10 YEARS	Arsis Fantasy straight bar, 400 mm, white & wood	41	049925	10 YEARS	ARSIS - Arsis bar, 2-wall corner, white & matt chrome-plated	44
049448	10 YEARS	Arsis Fantasy straight bar, 400 mm, anthracite & wood	41	049930	10 YEARS	ARSIS - ARSIS 90° grab bar, 2-wall corner, white & matt chrome-plated	45
049449	10 YEARS	Arsis Fantasy straight bar, 400 mm, anthracite & oxide	41	049932	10 YEARS	Arsis 135° bar, 200 x 200 mm, white & matt chrome-plated	41
049460	5 YEARS	Single-beam straight bar, Ø 25 mm, 590 mm, brushed	75	049933	10 YEARS	Arsis 135° bar, 400 x 400 mm, white & matt chrome-plated	41
049462	2 YEARS	MANA straight bar, glossy white, 590 mm	79	049935	10 YEARS	Arsis 135° bar, 3 pts, 400 x 400 mm, white & matt chrome-plated	41
049463	2 YEARS	MANA straight bar, matt white, 590 mm	79	049940	10 YEARS	Arsis straight bar, 400 mm, white and matt chrome-plated	40
049464	2 YEARS	MANA straight bar, matt black, 590 mm	79	049950	10 YEARS	Arsis straight bar, 500 mm, white and matt chrome-plated	40
049465	2 YEARS	MANA straight bar, grey, 590 mm	79	049980	10 YEARS	Arsis straight bar, 800 mm, white and matt chrome-plated	40
049466	2 YEARS	MANA straight bar, taupe, 590 mm	79	049990	10 YEARS	Arsis straight bar, 1000 mm, white and matt chrome-plated	40
049490	5 YEARS	Single-beam 135° bar, Ø 25 mm, 348 x 348 mm, brushed	75	052110	3 YEARS	Adjustable washbasin support with jack, for washbasin weighing 12 to 18 kg	171

REF.	W.	Description	Page	REF.	W.	Description	Page
052210		Electric adjustable washbasin support, for washbasin weighing 18 to 25 kg	171	052663	5 YEARS	Quiberon washbasin top, white / without splashback, 1000 mm	166
052320	5 YEARS	Royan washbasin, white	160	052663	5 YEARS	Quiberon washbasin top, white / with splashback, 1000 mm	166
052330	5 YEARS	Angle section, 500 mm	167	052664	5 YEARS	Quiberon washbasin top, white / without splashback, 1500 mm	166
052331	5 YEARS	Bracket, 300 mm	167	052664	5 YEARS	Quiberon washbasin top, white / with splashback, 1500 mm	166
052332	5 YEARS	Bracket, 400 mm	167	052665	5 YEARS	Quiberon washbasin top, white / without splashback, 2000 mm	166
052333	5 YEARS	Bracket, reduced, 400 mm	167	052665	5 YEARS	Quiberon washbasin top, white / with splashback, 2000 mm	166
052334	5 YEARS	Angle section, 1000 mm	167	052666	5 YEARS	Calvi washbasin top, 1 basin, 1000 mm	162
052335	5 YEARS	Adjustable support leg, glossy polished	167	052667	5 YEARS	Calvi washbasin top, 1 basin, 1200 mm	162
052336		Repair kit	168	052668	5 YEARS	Calvi washbasin top, 1 basin, 1500 mm	162
052337	5 YEARS	Waste bin for washbasin tops, round	168	052669	5 YEARS	Calvi washbasin top, 1 basin, 1800 mm	162
052338	5 YEARS	Waste bin for washbasin tops, square	168	052670	5 YEARS	Calvi washbasin top, 1 basin, 2000 mm	162
052339	5 YEARS	Waste bin for washbasin tops, rectangle	168	052672	5 YEARS	Oléron countertop basin, white	113
052600	5 YEARS	Sanary washbasin top, 1 basin, 600 mm	163	052673	5 YEARS	Washbasin top for Cherbourg washing machine, white, right-hand basin	113
052601	5 YEARS	Sanary washbasin top, 1 basin, 700 mm	163	052674	5 YEARS	Mimizan countertop basin, white	113
052602	5 YEARS	Sanary washbasin top, 1 basin, 800 mm	163	052675	5 YEARS	Lorient wall-hung washbasin, white, right-hand version	113
052603	5 YEARS	Sanary washbasin top, 1 basin, 900 mm	163	052676	5 YEARS	Hendaye hand basin, white	170
052604	5 YEARS	Sanary washbasin top, 1 basin, 1000 mm	163	052677	5 YEARS	Paimpol urinal partition, white	169
052605	5 YEARS	Sanary washbasin top, 1 basin, 1100 mm	163	052678	5 YEARS	Brest washbasin top, 1 basin, 1500 mm	159
052606	5 YEARS	Sanary washbasin top, 1 basin, 1400 mm	163	052679	5 YEARS	Brest washbasin top, 1 basin, 2100 mm	159
052607	5 YEARS	Sanary washbasin top, 1 basin, 1600 mm	163	052681	5 YEARS	Antibes washbasin top, white, left-hand version	158
052608	5 YEARS	Sanary washbasin top, 1 basin, 2200 mm	163	052682	5 YEARS	Biarritz washbasin top, white, pointed end to the left	154
052609	5 YEARS	Sanary washbasin top, 2 basins, 1200 mm	163	052683	5 YEARS	Sartène washbasin top, white, left-hand version	157
052610	5 YEARS	Sanary washbasin top, 2 basins, 1600 mm	163	052684	5 YEARS	Carnac washbasin top, white, pointed end to the left	155
052611	5 YEARS	Sanary washbasin top, 2 basins, 2200 mm	163	052685	5 YEARS	Sète corner washbasin top, white, left-hand version	157
052612	5 YEARS	Sanary washbasin top, 3 basins, 2400 mm	163	052686	5 YEARS	Collioure washbasin top, white, rounded to the left	162
052613	5 YEARS	Dinard washbasin top, white	163	052687	5 YEARS	Deauville washbasin top, white, rounded to the left	162
052614	5 YEARS	Etretat washbasin top, white, right-hand version	156	052688	5 YEARS	Biscarosse washbasin top, white, pointed end to the left	155
052615	5 YEARS	Hossegor washbasin top, white	156	052689	5 YEARS	Etretat washbasin top, white, left-hand version	156
052616	5 YEARS	Bastia washbasin top, white	154	052690	5 YEARS	Menton washbasin top, white, left-hand version	157
052617	5 YEARS	Fréjus washbasin top, white	156	052691	5 YEARS	Washbasin top for Cherbourg washing machine, white, left-hand basin	113
052618	5 YEARS	Menton washbasin top, white, right-hand version	157	052692	5 YEARS	Lorient wall-hung washbasin, white, left-hand version	113
052619	5 YEARS	Collioure washbasin top, white, rounded to the right	162	063500	1 YEAR	Washbasin, round bowl, glossy polished, AISI 304 grade stainless steel	170
052620	5 YEARS	Brest washbasin top, 1 basin, 700 mm	159	063560	1 YEAR	Washbasin, oval bowl, glossy polished, AISI 304 grade stainless steel	170
052621	5 YEARS	Brest washbasin top, 1 basin, 800 mm	159	063612	5 YEARS	CLASSIC Stainless steel - Toilet paper dispenser, glossy polished	144
052622	5 YEARS	Brest washbasin top, 1 basin, 900 mm	159	063622	5 YEARS	CLASSIC Stainless steel - Toilet paper dispenser with cover, glossy polished	144
052623	5 YEARS	Brest washbasin top, 1 basin, 1000 mm	159	063623	5 YEARS	CLASSIC Stainless steel - Toilet paper dispenser with lid, glossy polished	144
052624	5 YEARS	Brest washbasin top, 1 basin, 1100 mm	159	063624	5 YEARS	Toilet paper dispenser, Large model. With cover and key lock, glossy polished	176
052625	5 YEARS	Brest washbasin top, 2 basins, 2100 mm	159	063625	5 YEARS	CLASSIC Stainless steel - Toilet paper dispenser with lid, glossy polished	144
052626	5 YEARS	Carnac washbasin top, white, pointed end to the right	155	065144	5 YEARS	FIL - Wall-mounted sponge & soap stand, glossy polished	129
052627	5 YEARS	Deauville washbasin top, white, rounded to the right	162	065522	5 YEARS	FIL - Sponge & soap stand, glossy polished	129
052628	5 YEARS	Biscarosse washbasin top, white, pointed end to the right	155	065801	5 YEARS	CLASSIC Stainless steel - Bathrobe holder, glossy polished	142
052629	5 YEARS	Dieppe washbasin top, white	155	065802	5 YEARS	CLASSIC Stainless steel - Bathrobe holder, glossy polished	142
052630	5 YEARS	Lacanau washbasin top, 1 basin, 600 mm	160	065803	5 YEARS	CLASSIC Stainless steel - Bathrobe holder, glossy polished	142
052631	5 YEARS	Lacanau washbasin top, 1 basin, 700 mm	160	100110	5 YEARS	CUBIC - Towel rack, chrome-plated	125
052632	5 YEARS	Lacanau washbasin top, 1 basin, 800 mm	160	100115	5 YEARS	CUBIC - Wall-mounted soap dish, chrome-plated	124
052633	5 YEARS	Lacanau washbasin top, 1 basin, 900 mm	160	100130	5 YEARS	CUBIC - Bathrobe holder, chrome-plated	124
052634	5 YEARS	Lacanau washbasin top, 1 basin, 1000 mm	160	100132	5 YEARS	CUBIC - Bathrobe holder, chrome-plated	124
052635	5 YEARS	Lacanau washbasin top, 1 basin, 1200 mm	160	100140	5 YEARS	CUBIC - Towel rail, chrome-plated	125
052636	5 YEARS	Lacanau washbasin top, 1 basin, 1400 mm	160	100142	5 YEARS	CUBIC - Towel rail, chrome-plated	125
052637	5 YEARS	Lacanau washbasin top, 1 basin, 1600 mm	160	100145	5 YEARS	CUBIC - Towel ring, chrome-plated	125
052638	5 YEARS	Lacanau washbasin top, 1 basin, 2200 mm	160	100150	5 YEARS	CUBIC - Washbasin shelf, chrome-plated	124
052639	5 YEARS	Lacanau washbasin top, 2 basins, 1200 mm	160	100155	5 YEARS	CUBIC - Wall-mounted glass holder, chrome-plated	124
052640	5 YEARS	Lacanau washbasin top, 2 basins, 1600 mm	160	100160	5 YEARS	CUBIC - Toilet paper dispenser, chrome-plated	125
052641	5 YEARS	Lacanau washbasin top, 2 basins, 2200 mm	160	100165	5 YEARS	CUBIC - Toilet paper dispenser with cover, chrome-plated	125
052642	5 YEARS	Lacanau washbasin top, 3 basins, 2400 mm	160	100190	5 YEARS	CUBIC - Wall-mounted toilet brush holder, chrome-plated	125
052643	5 YEARS	Bandol washbasin top, white	158	113501	5 YEARS	Classic - Toilet paper dispenser, yellow	140
052644	5 YEARS	Biarritz washbasin top, white, pointed end to the right	154	113503	5 YEARS	Classic - Toilet paper dispenser, blue	140
052645	5 YEARS	Sartène washbasin top, white, right-hand version	157	113731	5 YEARS	Classic - Bathrobe holder, 1 hook, yellow	140
052646	5 YEARS	Antibes washbasin top, white, right-hand version	158	113733	5 YEARS	Classic - Bathrobe holder, 1 hook, blue	140
052647	5 YEARS	Arcachon washbasin top, white	154	200110	5 YEARS	STYLE - Towel rack, brushed	135
052648	5 YEARS	Sète washbasin top, 1 basin, 600 mm	161	200115	5 YEARS	STYLE - Wall-mounted soap dish, brushed	134
052649	5 YEARS	Sète washbasin top, 1 basin, 700 mm	161	200130	5 YEARS	STYLE - Bathrobe holder, brushed	134
052650	5 YEARS	Sète washbasin top, 1 basin, 800 mm	161	200132	5 YEARS	STYLE - Bathrobe holder, brushed	134
052651	5 YEARS	Sète washbasin top, 1 basin, 900 mm	161	200140	5 YEARS	STYLE - Towel rail, brushed	135
052652	5 YEARS	Sète washbasin top, 1 basin, 1000 mm	161	200142	5 YEARS	STYLE - Towel rail, brushed	135
052653	5 YEARS	Sète washbasin top, 1 basin, 1200 mm	161	200150	5 YEARS	STYLE - Washbasin shelf, brushed	134
052654	5 YEARS	Sète washbasin top, 1 basin, 1400 mm	161	200160	5 YEARS	STYLE - Toilet paper dispenser with cover, brushed	135
052655	5 YEARS	Sète washbasin top, 1 basin, 1600 mm	161	200170	5 YEARS	STYLE - Toilet paper reserve, brushed	135
052656	5 YEARS	Sète washbasin top, 1 basin, 2200 mm	161	200190	5 YEARS	STYLE - Wall-mounted toilet brush holder, brushed	135
052657	5 YEARS	Sète washbasin top, 2 basins, 1200 mm	161	300110	5 YEARS	PURE - Towel rack, chrome-plated	127
052658	5 YEARS	Sète washbasin top, 2 basins, 1600 mm	161	300115	5 YEARS	PURE - Wall-mounted soap dish, chrome-plated	126
052659	5 YEARS	Sète washbasin top, 2 basins, 2200 mm	161	300130	5 YEARS	PURE - Bathrobe holder, chrome-plated	126
052660	5 YEARS	Sète washbasin top, 3 basins, 2400 mm	161	300132	5 YEARS	PURE - Bathrobe holder, chrome-plated	126
052661	5 YEARS	Sète corner washbasin top, white, right-hand version	157	300140	5 YEARS	PURE - Towel rail, chrome-plated	126
052662	5 YEARS	Vannes washbasin top, white	158	300142	5 YEARS	PURE - Towel rail, chrome-plated	127

REF.	W.	Description	Page
300150	5 YEARS	PURE - Washbasin shelf, chrome-plated	126
300160	5 YEARS	PURE - Toilet paper dispenser, chrome-plated	127
300170	5 YEARS	PURE - Toilet paper reserve, chrome-plated	127
300190	5 YEARS	PURE - Wall-mounted toilet brush holder, chrome-plated	127
381532	10 YEARS	135° bar, Ø 32 mm, chrome-plated	70
381533	10 YEARS	135° bar, Ø 32 mm, chrome-plated	70
381533	10 YEARS	135° bar, Ø 32 mm, chrome-plated	70
381535	10 YEARS	135° bar, Ø 32 mm, 3 pts, chrome-plated	70
381536	10 YEARS	2-wall corner bar, Ø 32 mm, chrome-plated	71
381537	10 YEARS	T-shaped grab bar, Ø 32 mm, 1000 x 600 mm, chrome-plated	71
381538	10 YEARS	L-shaped grab bar, right-hand, Ø 32 mm, chrome-plated	71
381539	10 YEARS	L-shaped grab bar, left-hand, Ø 32 mm, chrome-plated	71
381934	10 YEARS	Straight bar, Ø 32 mm, 400 mm, chrome-plated	70
381935	10 YEARS	Straight bar, Ø 32 mm, 500 mm, chrome-plated	70
381936	10 YEARS	Straight bar, Ø 32 mm, 600 mm, chrome-plated	70
381938	10 YEARS	Straight bar, Ø 32 mm, 800 mm, chrome-plated	70
381940	10 YEARS	Straight bar, Ø 32 mm, 1000 mm, chrome-plated	70
400711	5 YEARS	ALUR - Bathrobe holder, matt black	117
400712	5 YEARS	ALUR - Towel rail, 1 bar, matt black	118
400713	5 YEARS	ALUR - Toilet paper dispenser, matt black	120
400715	5 YEARS	ALUR - Double toilet paper dispenser with shelf, matt black	120
400716	5 YEARS	ALUR - Toilet paper reserve, matt black	120
400717	5 YEARS	ALUR - Wall-mounted toilet brush holder, matt black	120
400718	5 YEARS	ALUR - Bathrobe holder hook, matt black	116
400719	5 YEARS	ALUR - Double bathrobe holder hook, matt black	116
400720	5 YEARS	ALUR - Towel rail, 2 bars, matt black	118
400721	5 YEARS	ALUR - Towel rack, matt black	118
400722	5 YEARS	ALUR - Soap dish, matt black	117
400723	5 YEARS	ALUR - Washbasin shelf, matt black	117
400724	5 YEARS	ALUR - Washbasin shelf with glass holder, matt black	117
400726	5 YEARS	ALUR - Rectangular shower shelf, matt black	119
400727	5 YEARS	ALUR - 2-level shower shelf, matt black	119
400728	5 YEARS	ALUR - Triangular shower shelf, matt black	119
400729	5 YEARS	ALUR - L-shaped corner shower shelf, matt black	119
400811	5 YEARS	ALUR - Bathrobe holder, matt white	117
400812	5 YEARS	ALUR - Towel rail, 1 bar, matt white	118
400813	5 YEARS	ALUR - Toilet paper dispenser, matt white	120
400815	5 YEARS	ALUR - Double toilet paper dispenser with shelf, matt white	120
400816	5 YEARS	ALUR - Toilet paper reserve, matt white	120
400817	5 YEARS	ALUR - Wall-mounted toilet brush holder, matt white	120
400818	5 YEARS	ALUR - Bathrobe holder hook, matt white	116
400819	5 YEARS	ALUR - Double bathrobe holder hook, matt white	116
400820	5 YEARS	ALUR - Towel rail, 2 bars, matt white	118
400821	5 YEARS	ALUR - Towel rack, matt white	118
400822	5 YEARS	ALUR - Soap dish, matt white	117
400823	5 YEARS	ALUR - Washbasin shelf, matt white	117
400824	5 YEARS	ALUR - Washbasin shelf with glass holder, matt white	117
400826	5 YEARS	ALUR - Rectangular shower shelf, matt white	119
400827	5 YEARS	ALUR - 2-level shower shelf, matt white	119
400828	5 YEARS	ALUR - Triangular shower shelf, matt white	119
400829	5 YEARS	ALUR - L-shaped corner shower shelf, matt white	119
400911	5 YEARS	ALUR - Bathrobe holder, matt grey	117
400912	5 YEARS	ALUR - Towel rail, 1 bar, matt grey	118
400913	5 YEARS	ALUR - Toilet paper dispenser, matt grey	120
400915	5 YEARS	ALUR - Double toilet paper dispenser with shelf, matt grey	120
400916	5 YEARS	ALUR - Toilet paper reserve, matt grey	120
400917	5 YEARS	ALUR - Wall-mounted toilet brush holder, matt grey	120
400918	5 YEARS	ALUR - Bathrobe holder hook, matt grey	116
400919	5 YEARS	ALUR - Double bathrobe holder hook, matt grey	116
400920	5 YEARS	ALUR - Towel rail, 2 bars, matt grey	118
400921	5 YEARS	ALUR - Towel rack, matt grey	118
400922	5 YEARS	ALUR - Soap dish, matt grey	117
400923	5 YEARS	ALUR - Washbasin shelf, matt grey	117
400924	5 YEARS	ALUR - Washbasin shelf with glass holder, matt grey	117
400926	5 YEARS	ALUR - Rectangular shower shelf, matt grey	119
400927	5 YEARS	ALUR - 2-level shower shelf, matt grey	119
400928	5 YEARS	ALUR - Triangular shower shelf, matt grey	119
400929	5 YEARS	ALUR - L-shaped corner shower shelf, matt grey	119
490130	5 YEARS	Antibacterial - Straight bar, white Ø 30 mm, 300 mm	62
490140	10 YEARS	Antibacterial - Straight bar, white Ø 30 mm, 400 mm	62
490160	10 YEARS	Antibacterial - Straight bar, white Ø 30 mm, 600 mm	62
490270	10 YEARS	Antibacterial - 135° angled bar, white	62
490340	10 YEARS	Antibacterial - T-shaped bar, white	63
490360	10 YEARS	Antibacterial - T-shaped bar, 2-wall corner, white	63
607864	10 YEARS	Toilet brush holder, glossy polished, A = 735 mm / Long handle	177

REF.	W.	Description	Page
607868	5 YEARS	Toilet brush holder, glossy polished, A = 390 mm / Standard handle	177
693312	5 YEARS	Shower curtain rings, chrome-plated, Chrome-plated brass wire.	109
801080	5 YEARS	Fitéo shower tray 1000 x 800 mm	101
801090	2 YEARS	Fitéo shower tray 900 x 900 mm	101
801270	2 YEARS	Fitéo shower tray 1200 x 700 mm	101
801280	2 YEARS	Fitéo shower tray 1200 x 800 mm	101
801290	2 YEARS	Fitéo shower tray 1200 x 900 mm	101
801470	2 YEARS	Fitéo shower tray 1400 x 700 mm	101
801480	2 YEARS	Fitéo shower tray 1400 x 800 mm	101
801490	2 YEARS	Fitéo shower tray 1400 x 900 mm	101
801670	2 YEARS	Fitéo shower tray 1600 x 700 mm	101
801680	2 YEARS	Fitéo shower tray 1600 x 800 mm	101
801690	2 YEARS	Fitéo shower tray 1600 x 900 mm	101
801880	2 YEARS	Fitéo shower tray 1800 x 800 mm	101
801890	2 YEARS	Fitéo shower tray 1800 x 900 mm	101
801900	2 YEARS	Adjustable stabiliser pedestals, black	102
801911	2 YEARS	Extra flat drain, black	102
801912	2 YEARS	Sealing kit, Size M - Perimeter < 4 m	103
801913	2 YEARS	Sealing kit, Size L - Perimeter > 4 m	103
801914	2 YEARS	Sealing kit supplement, inside corner	103
801915	2 YEARS	Sealing kit supplement, Alcove corner, set of 2	103
801918	2 YEARS	Wheelchair access ramp, white, 1800 x 124 mm	101
801920	2 YEARS	Apron kit, white, 2000 x 124 x 10 mm	102
801921	2 YEARS	Apron kit, grey, 2000 x 124 x 10 mm	102
801922	2 YEARS	Ramp corner connector, white, 124 x 124 mm	101
801990	2 YEARS	Apron kit, white, 900 x 124 x 10 mm	102
801991	2 YEARS	Apron kit, grey, 900 x 124 x 10 mm	102
802300	2 YEARS	Fitéo Flex low doorless shower: Shower tray, white, 1200X800, fixed screen 1200	96
802301	2 YEARS	Fitéo Flex low doorless shower: Shower tray, white, 1400X800, fixed screen 1200	96
802302	2 YEARS	Fitéo Flex low doorless shower: Shower tray, white, 1600X800, fixed screen 1200	96
802303	2 YEARS	Fitéo Flex low doorless shower: Shower tray, white, 1800X800, fixed screen 1200	96
802304	2 YEARS	Fitéo Flex low doorless shower: Shower tray, white, 1200X900, fixed screen 1200	96
802305	2 YEARS	Fitéo Flex low doorless shower: Shower tray, white, 1400X900, fixed screen 1200	96
802306	2 YEARS	Fitéo Flex low doorless shower: Shower tray, white, 1600X900, fixed screen 1200	96
802307	2 YEARS	Fitéo Flex low doorless shower: shower tray, white, 1800X900, fixed screen 1200	96
802308	2 YEARS	Fitéo Flex low doorless shower: Shower tray, white, 1200X800, shield 180°/400, fixed screen 800	96
802309	2 YEARS	Fitéo Flex low doorless shower: Shower tray, white, 1200X900, shield 180°/400, fixed screen 800	96
802310	2 YEARS	Fitéo Flex low doorless shower: Shower tray, white, 1400X900, shield 180°/400, fixed screen 800	96
802311	2 YEARS	Fitéo Flex low doorless shower: Shower tray, white, 1600X900, shield 180°/400, fixed screen 1200	96
802312	2 YEARS	Fitéo Flex low doorless shower: Shower tray, white, 1800X800, shield 180°/400, fixed screen 1200	96
802313	2 YEARS	Fitéo Flex low doorless shower: Shower tray, white, 1600X900, shield 180°/400, fixed screen 1200	96
802314	2 YEARS	Fitéo Flex low doorless shower: Shower tray, white, 1800X900, shield 180°/400, fixed screen 1200	96
802315	2 YEARS	Fitéo Flex combined 1 doorless shower: shower tray, white, 1200X800, fixed screen 1200	96
802316	2 YEARS	Fitéo Flex combined 1 doorless shower: shower tray, white, 1400X800, fixed screen 1200	96
802317	2 YEARS	Fitéo Flex combined 1 doorless shower: shower tray, white, 1600X800, fixed screen 1200	96
802318	2 YEARS	Fitéo Flex combined 1 doorless shower: shower tray, white, 1800X800, fixed screen 1200	96
802319	2 YEARS	Fitéo Flex combined 1 doorless shower: shower tray, white, 1200X900, fixed screen 1200	96
802320	2 YEARS	Fitéo Flex combined 1 doorless shower: shower tray, white, 1400X900, fixed screen 1200	96
802321	2 YEARS	Fitéo Flex combined 1 doorless shower: shower tray, white, 1600X900, fixed screen 1200	96
802322	2 YEARS	Fitéo Flex combined 1 doorless shower: shower tray, white, 1800X900, fixed screen 1200	96
802323	2 YEARS	Fitéo Flex combined 1 doorless shower: shower tray, white, 1200X800, shield 180°/400, fixed screen 800	96
802324	2 YEARS	Fitéo Flex combined 1 doorless shower: shower tray, white, 1200X900, shield 180°/400, fixed screen 800	96
802325	2 YEARS	Fitéo Flex combined 1 doorless shower: shower tray, white, 1400X800, shield 180°/400, fixed screen 900	96
802326	2 YEARS	Fitéo Flex combined 1 doorless shower: shower tray, white, 1400X900, shield 180°/400, fixed screen 900	96
802327	2 YEARS	Fitéo Flex combined 1 doorless shower: shower tray, white, 1600X800, shield 180°/400, fixed screen 1200	96
802328	2 YEARS	Fitéo Flex combined 1 doorless shower: shower tray, white, 1800X800, shield 180°/400, fixed screen 1200	96
802329	2 YEARS	Fitéo Flex combined 1 doorless shower: shower tray, white, 1600X900, shield 180°/400, fixed screen 1200	96
802330	2 YEARS	Fitéo Flex combined 1 doorless shower: Shower tray, white, 1800X900, shield 180°/400, fixed screen 1200	96
802331	2 YEARS	Fitéo Flex combined 2 doorless shower: shower tray, white, 1200X800, fixed screen 1200	96
802332	2 YEARS	Fitéo Flex combined 2 doorless shower: shower tray, white, 1400X800, fixed screen 1200	96
802333	2 YEARS	Fitéo Flex combined 2 doorless shower: shower tray, white, 1600X800, fixed screen 1200	96
802334	2 YEARS	Fitéo Flex combined 2 doorless shower: shower tray, white, 1800X800, fixed screen 1200	96
802335	2 YEARS	Fitéo Flex combined 2 doorless shower: shower tray, white, 1200X900, fixed screen 1200	96
802336	2 YEARS	Fitéo Flex combined 2 doorless shower: shower tray, white, 1400X900, fixed screen 1200	96
802337	2 YEARS	Fitéo Flex combined 2 doorless shower: shower tray, white, 1600X900, fixed screen 1200	96
802338	2 YEARS	Fitéo Flex combined 2 doorless shower: shower tray, white, 1800X900, fixed screen 1200	96
802339	2 YEARS	Fitéo Flex combined 2 doorless shower: shower tray, white, 1200X800, shield 180°/400, fixed screen 800	96
802340	2 YEARS	Fitéo Flex combined 2 doorless shower: Shower tray, white, 1200X900, shield 180°/400, fixed screen 800	96
802341	2 YEARS	Fitéo Flex combined 2 doorless shower: shower tray, white, 1400X800, shield 180°/400, fixed screen 900	96
802342	2 YEARS	Fitéo Flex combined 2 doorless shower: shower tray, white, 1400X900, shield 180°/400, fixed screen 900	96
802343	2 YEARS	Fitéo Flex combined 2 doorless shower: shower tray, white, 1600X800, shield 180°/400, fixed screen 1200	96
802344	2 YEARS	Fitéo Flex combined 2 doorless shower: Shower tray, white, 1800X800, shield 180°/400, fixed screen 1200	96
802345	2 YEARS	Fitéo Flex combined 2 doorless shower: shower tray, white, 1600X900, shield 180°/400, fixed screen 1200	96
802346	2 YEARS	Fitéo Flex combined 2 doorless shower: shower tray, white, 1800X900, shield 180°/400, fixed screen 1200	96
802347	2 YEARS	Fitéo Flex tall doorless shower: Shower tray, white, 1200X800, fixed screen 1200	96

REF.	W.	Description	Page	REF.	W.	Description	Page
802499	2 YEARS	Fitéo Flex Combined 2 enclosure shower: Shower tray, white, 1400X900, fixed screen 900, hinged door 1400, RH	92	870073	-	Paper towels, tissue. 2-ply. Box of 30 packs of 250 sheets, white	173
802500	2 YEARS	Fitéo Flex Combined 2 enclosure shower: Shower tray, white, 1400X800, fixed screen 800, sliding screen 1400 RH	93	870180	-	Toilet paper, Tissue, white, Ø 240 mm. Bag of 6 rolls of 350 m	175
802501	2 YEARS	Fitéo Flex Combined 2 enclosure shower: Shower tray, white, 1400X900, fixed screen 900, sliding screen 1400 RH	93	870190	-	Toilet paper, Tissue, white, Ø 190 mm. Bag of 12 rolls of 170 m	175
802502	2 YEARS	Fitéo Flex Combined 2 enclosure shower: Shower tray, white, 1600X900, fixed screen 800, sliding screen 1600 RH	93	870210	1 YEAR	ALUR - Pedal bin, 3 litres, white	121
802503	2 YEARS	Fitéo Flex Combined 2 enclosure shower: Shower tray, white, 1600X900, fixed screen 900, sliding screen 1600 RH	93	870280	1 YEAR	ALUR - Pedal bin, 3 litres, glossy	121
802504	2 YEARS	Fitéo Flex Combined 2 enclosure shower: Shower tray, white, 1800X900, fixed screen 800, sliding screen 1800 RH	93	870359	1 YEAR	ALUR - Pedal bin, 5 litres, glossy	121
802505	2 YEARS	Fitéo Flex Combined 2 enclosure shower: Shower tray, white, 1800X900, fixed screen 900, sliding screen 1800 RH	93	870360	1 YEAR	ALUR - Pedal bin, 5 litres, white	121
802506	2 YEARS	Fitéo Flex Tall enclosure shower: Shower tray, white, 1200X800, fixed screen 800, hinged door 1200, RH	92	870369	1 YEAR	ALUR - Pedal bin, 12 litres, glossy	121
802507	2 YEARS	Fitéo Flex Tall enclosure shower: Shower tray, white, 1200X900, fixed screen 800, hinged door 1200, RH	92	870380	1 YEAR	ALUR - Pedal bin, 12 litres, white	121
802508	2 YEARS	Fitéo Flex Tall enclosure shower: Shower tray, white, 1400X800, fixed screen 800, hinged door 1400, RH	92	870400	-	Paper towels, white, tissue. 2-ply, Ø 115 mm. Bag of 15 rolls,	172
802509	2 YEARS	Fitéo Flex Tall enclosure shower: Shower tray, white, 1400X900, fixed screen 900, hinged door 1400, RH	92	870509	-	Sanitiser gel	178
802510	2 YEARS	Fitéo Flex Tall enclosure shower: Shower tray, white, 1600X900, fixed screen 800, sliding screen 1400 RH	93	870510	-	Bactericidal liquid soap	178
802511	2 YEARS	Fitéo Flex Tall enclosure shower: Shower tray, white, 1400X900, fixed screen 900, sliding screen 1400 RH	93	870513	-	Toilet paper, crepe, white, Ø 240 mm. Bag of 6 rolls of 500 m	175
802512	2 YEARS	Fitéo Flex Tall enclosure shower: Shower tray, white, 1600X800, fixed screen 800, sliding screen 1600 RH	93	871242	1 YEAR	Multi-format toilet paper dispenser, 1 roll standard size Ø10 cm, white & grey	176
802513	2 YEARS	Fitéo Flex Tall enclosure shower: Shower tray, white, 1600X900, fixed screen 900, sliding screen 1600 RH	93	871246	1 YEAR	Multi-format toilet paper dispenser, 1 roll standard size Ø 10 cm,	176
802514	2 YEARS	Fitéo Flex Tall enclosure shower: Shower tray, white, 1800X800, fixed screen 800, sliding screen 1800 RH	93	871256	1 YEAR	Multi-format toilet paper dispenser, 1 roll standard size Ø 10 cm,	176
802515	2 YEARS	Fitéo Flex Tall enclosure shower: Shower tray, white, 1800X900, fixed screen 900, sliding screen 1800 RH	93	872079	1 YEAR	Paper towel dispenser, grey	172
802520	2 YEARS	Fitéo Flex low alcove shower: Shower tray, white, 1600X900, hinged door 1600, right-hand	89	872080	1 YEAR	Paper towel dispenser, black	172
802521	2 YEARS	Fitéo Flex low doorless shower: Shower tray, white, 1400X800, shield 180°/400, fixed screen 900	96	872094	2 YEARS	Paper towel dispenser, 450 paper towels, Steel, Matt black	173
802522	2 YEARS	Fitéo Flex combined 1 alcove shower: shower tray, white, 1400X900, sliding screen 1400, left-hand	89	872097	2 YEARS	Paper towel dispenser, 400 to 600 paper towels, grey	173
802523	2 YEARS	Fitéo Flex combined 2 alcove shower: shower tray, white, 1600X900, sliding screen 1600, right-hand	89	872098	1 YEAR	Paper towel dispenser, 400 to 600 paper towels, matt black	173
802524	2 YEARS	Fitéo Flex tall alcove shower: shower tray, white, 1400X900, hinged door 1400, right-hand	88	872112	1 YEAR	Hair dryer, matt black	149
802525	2 YEARS	Fitéo Flex tall alcove shower: shower tray, white, 1800X800, sliding screen 1800, right-hand	89	872113	3 YEARS	Hair dryer wall bracket, chrome-plated	149
802526	2 YEARS	Fitéo Flex Low enclosure shower: Shower tray, white, 1400X900, fixed screen 900, sliding screen 1400 RH	93	872121	1 YEAR	Automatic soap dispenser, grey	179
802529	2 YEARS	Fitéo Flex Combined 2 enclosure shower: Shower tray, white, 1600X900, fixed screen 900, sliding screen 1600, LH	93	872122	1 YEAR	Automatic soap dispenser, black	179
802530	2 YEARS	Fitéo Flex Combined 1 enclosure shower: Shower tray, white, 1800X900, fixed screen 900, sliding screen 1800 RH	93	872154	1 YEAR	Soap dispenser, 700 ml, matt black	178
802521	2 YEARS	Fitéo Flex low doorless shower: Shower tray, white, 1400X800, shield 180°/400, fixed screen 900	96	872159	1 YEAR	Soap dispenser, 900 ml, grey	178
802522	2 YEARS	Fitéo Flex combined 1 alcove shower: shower tray, white, 1400X900, sliding screen 1400, left-hand	89	872160	1 YEAR	Soap dispenser, 900 ml, black	178
802523	2 YEARS	Fitéo Flex combined 2 alcove shower: shower tray, white, 1600X900, sliding screen 1600, right-hand	89	872219	1 YEAR	2000W electric hand dryer, sound level: 69 dB, matt black	183
802524	2 YEARS	Fitéo Flex tall alcove shower: shower tray, white, 1400X900, hinged door 1400, right-hand	88	872403	1 YEAR	ALUR - Pedal bin, matt black	121
802525	2 YEARS	Fitéo Flex tall alcove shower: shower tray, white, 1800X800, sliding screen 1800, right-hand	89	872405	1 YEAR	ALUR - Pedal bin, matt black	121
802526	2 YEARS	Fitéo Flex Low enclosure shower: Shower tray, white, 1400X900, fixed screen 900, sliding screen 1400 RH	93	872410	1 YEAR	ALUR - Waste bin, satin black	121
802529	2 YEARS	Fitéo Flex Combined 2 enclosure shower: Shower tray, white, 1600X900, fixed screen 900, sliding screen 1600, LH	93	872530	1 YEAR	Mini toilet paper dispenser, 1 roll Ø 190 mm, Steel, Matt black	174
802530	2 YEARS	Fitéo Flex Combined 1 enclosure shower: Shower tray, white, 1800X900, fixed screen 900, sliding screen 1800 RH	93	872531	1 YEAR	Maxi toilet paper dispenser, 1 roll Ø 240 mm, Steel, matt black	175
802531	5 YEARS	PRM-compatible mechanical washbasin mixer, chrome-plate	168	872532	1 YEAR	Mini toilet paper dispenser, Ø 45 mm core, grey	174
803182	1 YEAR	Eco PVC curtains, width 1800 mm, 12 rings.	109	872533	1 YEAR	Mini toilet paper dispenser, Ø 45 mm core, black	174
804022	1 YEAR	Shower curtain rings, white, Reinforced white plastic.	109	872535	1 YEAR	Maxi toilet paper dispenser, Ø 45 mm core, grey	174
804090	1 YEAR	PVC curtains, white H1800 MM - weighted bottom, width 900 mm, 6 rings.	109	872536	1 YEAR	Maxi toilet paper dispenser, Ø 45 mm core, black	174
804092	1 YEAR	PVC curtains, white H2000 MM - cut bottom, width 900 mm, 6 rings.	109	876122	1 YEAR	Automatic soap dispenser, white	179
804120	1 YEAR	PVC curtains, white H1800 MM - weighted bottom, width 1200 mm, 7 rings.	109	877153	1 YEAR	Wall-mounted waste bin, white epoxy-coated steel	177
804122	1 YEAR	PVC curtains, white H2000 MM - cut bottom, width 1200 mm, 8 rings.	109	877155	1 YEAR	Wall-mounted waste bin, 304 grade stainless steel, Glossy polished	177
804150	1 YEAR	PVC curtains, white H1800 MM - weighted bottom, width 1500 mm, 10 rings.	109	878080	1 YEAR	Paper towel dispenser, white	172
804152	1 YEAR	PVC curtains, white H2000 MM - cut bottom, width 1500 mm, 10 rings.	109	878085	1 YEAR	Paper towel dispenser, 450 paper towels, 304 grade stainless steel, satin	173
804180	1 YEAR	PVC curtains, white H1800 MM - weighted bottom, width 1800 mm, 10 rings.	109	878093	1 YEAR	Paper towel dispenser, 450 paper towels, Steel, glossy white	173
804182	1 YEAR	PVC curtains, white H2000 MM - cut bottom, width 1800 mm, 12 rings.	109	878098	1 YEAR	Paper towel dispenser, 400 to 600 paper towels, white	173
805120	1 YEAR	Flame-retardant PVC curtains, white H1800 MM, width 1200 mm, 8 rings.	109	878112	2 YEARS	Hair dryer, white, 1400W. Hotel use. Air flow 95 m3/h.	149
805140	1 YEAR	Flame-retardant PVC curtains, white H1800 MM, width 1400 mm, 9 rings.	109	878113	2 YEARS	Hair dryer, white, 1400W. Hotel use. Air flow between 70 and 95 m3/h.	149
805142	1 YEAR	Flame-retardant PVC curtains, white H2000 MM, width 1400 mm, 9 rings.	109	878118	2 YEARS	Swimming pool hair dryer, white	183
805180	1 YEAR	Flame-retardant PVC curtains, white H1800 MM, width 1800 mm, 12 rings.	109	878121	2 YEARS	Signage for sanitary areas, white, Men	188
806090	1 YEAR	PVC curtains, white H1800, White, width 900 mm, 6 rings.	109	878122	2 YEARS	Signage for sanitary areas, white, Women	188
806120	1 YEAR	PVC curtains, white H1800, White, width 1200 mm, 8 rings.	109	878123	2 YEARS	Signage for sanitary areas, white, Disabled	188
806180	1 YEAR	PVC curtains, white H1800, White, width 1800 mm, 12 rings.	109	878124	2 YEARS	Signage for sanitary areas, white, Left-hand transfer	188
821125	1 YEAR	CLASSIC Steel - Towel rail, 2 movable bars, chrome-plated	143	878125	2 YEARS	Signage for sanitary areas, white, Right-hand transfer	188
821175	1 YEAR	CLASSIC Steel - Towel ring, chrome-plated	143	878153	1 YEAR	Soap dispenser, 700 ml, glossy white	178
822213	1 YEAR	CLASSIC Steel - Towel rail, chrome plated	143	878155	1 YEAR	Soap dispenser, 500 ml, brushed	178
822223	1 YEAR	CLASSIC Steel - Towel rail, chrome plated	143	878159	1 YEAR	Soap dispenser, 700 ml, 304 grade stainless steel, satin	178
822860	1 YEAR	Flip-up bar Ø 30 mm, 750 mm, steel, white	79	878160	1 YEAR	Soap dispenser, 900 ml, white	178
822964	1 YEAR	Straight bar, Ø 25 mm, 300 mm, chrome-plated	73	878191	1 YEAR	Hair dryer, white, 1000W. Hotel use. Air flow 80 m3/h.	149
822974	1 YEAR	Straight bar, Ø 25 mm, visible fixings, white	79	878219	2 YEARS	2000W electric hand dryer, sound level: 69 dB, white	183
823109	1 YEAR	CLASSIC Nylon - Toilet brush holder, white	140	878225	3 YEARS	2000W electric hand dryer, sound level: 70 dB, white	183
823512	1 YEAR	CLASSIC Stainless steel - Toilet paper dispenser with cover, glossy polished	144	878235	3 YEARS	2000W electric hand dryer, sound level: 70 dB, chrome-plated	183
823728	1 YEAR	CLASSIC Steel - Toilet paper dispenser with cover, white	144	878241	3 YEARS	ExpAir 800 W electric hand dryer, white & black	182
823901	1 YEAR	CLASSIC Steel - Bathrobe holder, chrome plated	142	878242	3 YEARS	ExpAir 800 W electric hand dryer, grey & black	182
823902	1 YEAR	CLASSIC Steel - Bathrobe holder, chrome plated	142	878247	3 YEARS	SupAir 600 W electric hand dryer, white	182
823903	1 YEAR	CLASSIC Steel - Bathrobe holder, chrome plated	142	878370	3 YEARS	Pedal bin, plastic. With bucket. 6 litres, white	177
825144	1 YEAR	FIL - Wall-mounted soap dish, chrome-plated	129	878380	3 YEARS	Changing table, grey	179
841125	1 YEAR	CLASSIC Steel - Towel rail, 2 movable bars, white	143	878390	1 YEAR	Fragrance dispenser, white	179
841144	1 YEAR	FIL - Wall-mounted soap dish, white	129	878391	-	Fragrance refill, Lavender	179
841175	1 YEAR	CLASSIC Steel - Towel ring, white	143	878392	-	Fragrance refill, Lemon	179
841213	1 YEAR	CLASSIC Steel - Towel rail, white	143	878500	1 YEAR	Maxi toilet paper dispenser, 1 roll of 700 m, white	175
841223	1 YEAR	CLASSIC Steel - Towel rail, white	143	878533	1 YEAR	Mini toilet paper dispenser, Ø 45 mm core, white	174
841901	1 YEAR	CLASSIC Steel - Bathrobe holder, white	142	878536	1 YEAR	Maxi toilet paper dispenser, Ø 45 mm core, white	174
841902	1 YEAR	CLASSIC Steel - Bathrobe holder, white	142	878601	1 YEAR	Mini toilet paper dispenser, 1 roll Ø 190 mm, Steel, Glossy white	174
841903	1 YEAR	CLASSIC Steel - Bathrobe holder, white	142	878605	1 YEAR	Maxi toilet paper dispenser, 1 roll Ø 240 mm, Steel, glossy white	175
870044	-	Paper towels, white, tissue. 2-ply. Ø 160 mm. Bag of 6 rolls,	172	878651	1 YEAR	Mini toilet paper dispenser, 1 roll Ø 190 mm, 304 grade stainless steel, satin	174

1. General terms and conditions

These general terms and conditions of sale (hereinafter, "GTCS") govern the contractual relations between PELLET ASC and its Customers, in strict compliance with the mandatory provisions of Article L. 441-1 of the French Commercial Code. They constitute the basis of commercial negotiations. All PELLET ASC offers, agreements and services are exclusively governed by the GTCS, to the exclusion of all other documents such as flyers or catalogues, issued by PELLET ASC and which serve only for reference purposes.

No special term or condition may prevail over these GTCS except with the formal and written acceptance of PELLET ASC. Any contrary term or condition opposed by the Customer shall therefore be unenforceable against PELLET ASC, regardless of when it may have been brought to its attention. The fact that PELLET ASC does not invoke at a given moment any one of the provisions of these GTCS cannot be construed as a waiver of any subsequent use of any one of the said provisions. These GTCS cancel and replace all previous terms and conditions. They shall remain in force until they are replaced by a more recent version. PELLET ASC reserves the right to modify these GTCS at any time during the year. The applicable GTCS are those in force on the date of conclusion of the contract with the Customer. Any modification of the GTCS shall be deemed accepted by the Customer if, after written notification, the latter does not make any objection within thirty (30) days.

2. Orders

Any order is considered valid only if it specifies the quantity of products, the agreed price, and the place and date of delivery or collection. An order shall be considered accepted only after it has been confirmed in writing by PELLET ASC. By placing an order, the Customer fully accepts PELLET ASC's GTCS, acknowledges having full knowledge of them and waives the right to rely on its own purchasing conditions. The Customer may not cancel or modify an order in any manner without the prior written consent of PELLET ASC. In any event, no modification or cancellation shall be accepted if PELLET ASC has begun to fulfil the order. PELLET ASC reserves the right to refuse the order or accept only a part of it, without the need for any other communication from PELLET ASC.

No compensation or sum of any kind may be applied, deducted, compensated or invoiced to PELLET ASC for the cases referred to in this article.

3. Dimensions and specifications

The dimensions, weights, structures, appearance, colours of the products shown in PELLET ASC's catalogues or other marketing materials serve only for reference purposes. These elements can therefore be modified by PELLET ASC, at any time and without notice, in the interest of improving the products. The same shall apply to the drawings, photographs or diagrams present in PELLET ASC's catalogues or other marketing materials, which have no contractual value and which can therefore be modified or withdrawn at any time and without notice.

4. Prices

The products shall always be invoiced at the prices in force at the time of shipment. All PELLET ASC prices are stated net in euros and excluding taxes. Insurance costs and transport costs are not included.

In order to comply with the provisions of Article L. 541-10-1 of the French Environmental Code, PELLET ASC adheres to collection and recycling channels.

PELLET ASC shall therefore invoice its Customers an eco-contribution defined by the producer responsibility organisation's scale.

The prices communicated by PELLET ASC are only a guide and may be modified following prior notification from PELLET ASC. Only the order confirmed by PELLET ASC contains the final prices.

Any increases in existing taxes and any new taxes that may be created before delivery of the products shall be reflected in the invoice sent to the Customer. Any change in the VAT rate may be reflected in the price of the products or services.

5. Payment terms

Unless otherwise agreed by PELLET ASC, invoices must be paid within a maximum of forty-five (45) days end of month from the date of issue of the invoice, bill of exchange, promissory note or transfer. Drafts or acceptance of payment do not in any circumstances constitute a derogation from the condition of the payment location, which is PELLET ASC's head office. In the event of the Customer's failure to fulfil its payment obligations fully or partially or in the event of late payment, PELLET ASC reserves, without the need for a formal notice, the right to:

- apply, automatically, late payment penalties at a rate equal to the interest rate applied by the European Central Bank to its most recent refinancing operation increased by 10 percentage points; and
- demand, pursuant to Article L. 441-10 of the French Commercial Code, the automatic payment of a fixed compensation for recovery costs of a minimum of forty (40) euros excluding VAT. If the amount of the recovery costs is higher than that of the fixed compensation, PELLET ASC shall be entitled to claim additional compensation upon proof of the costs incurred.

Late payment interest and compensation shall be due on the day following the payment date shown on the invoice and until full payment of the amounts due.

PELLET ASC reserves the right to suspend any current order or cancel it in the event of total or partial failure of the Customer to fulfil its payment obligations or in the event of a delay.

In the event of non-payment of the price on the agreed due date, PELLET ASC may, forty-eight (48) hours after a formal notice has remained unsuccessful, automatically terminate the sale affected by the non-payment and request the return of the products, without prejudice to any other damages. Any deposits already paid shall belong to it in return for the enjoyment of the goods by the Customer. Under no circumstances may payments be suspended or be subject to any compensation at the sole initiative of the Customer without the prior written consent of PELLET ASC, in particular in the event of an allegation by the Customer of a delay in delivery or a non-conformity of the products delivered, regardless of any provisions that may be contrary to the Customer's terms of purchase. Payment in whole or in part of an invoice by way of compensation that has not been expressly authorised by PELLET ASC shall be considered as (i) a failure to pay the corresponding invoice and treated in accordance with the provisions of this article and (ii) a restrictive competitive practice within the meaning of Article L. 442-1 of the French Commercial Code.

6. Delivery and transfer of risks

a. Terms

Delivery shall be made in accordance with the order, either by direct delivery of the product to the Customer, or by simple notice of availability, or by delivery to a shipper or carrier at PELLET ASC's premises.

b. Deadlines

Deliveries shall only be made according to availability and in the order in which orders are received. PELLET ASC is authorised to make deliveries in full or in part. Unless expressly stipulated otherwise on the order form, delivery times are given for information purposes only. Any delays in delivery, therefore, do not give the Customer the right to cancel the sale, refuse the products, suspend payment, claim damages or penalties. In the event of temporary obstacles, delivery times shall be extended or delivery dates shall be deferred depending on the duration of the disruption, without PELLET ASC being subject to penalties or the payment of compensation, damages or costs in connection with this situation. In any event, delivery on time can only occur if the Customer is up to date with its obligations to PELLET ASC, whatever the cause.

c. Risks

Whether or not the transport costs are borne by the Customer, deliveries shall be made at the Customer's risk. In the event of damage or shortage, the Customer shall be

responsible for making all necessary observations and confirming their reservations by extrajudicial document or by registered letter with acknowledgement of receipt to the carrier within three (3) days following receipt of the goods. The day of transfer of risks shall be the day on which the goods leave the factory or are ready for shipment and held at the Customer's disposal.

7. Service rate

Service rate means the ratio between the quantity delivered in compliance with the logistics plan and the quantity ordered and validated under the terms and conditions accepted by PELLET ASC when ordering. The assessment of compliance with the service rate level contractually agreed between the parties must take into account a reasonably sufficient margin of error, in accordance with the mandatory provisions of Article L. 441-17 of the French Commercial Code and the guidelines of the DGCCRF dated 21 September 2023. This margin may vary from one situation to another, and shall depend on the specific features of the activity and the contract concluded with each Customer.

8. Commercial cooperation and obligations intended to promote commercial relationships

In accordance with the mandatory provisions of Articles L. 441-1 and L. 441-3 of the French Commercial Code, in the event of special conditions agreed with the Customer, an agreement concluded for a period of one year, two years or three years, established between PELLET ASC and the Customer shall be entered into before March 1 of the year in which it comes into force and shall define all the obligations which the parties have undertaken to set the price at the end of the commercial negotiation. The remuneration of the obligations and services actually provided for in Article L.441-3 of the French Commercial Code or the related price reductions must not be manifestly disproportionate to their tangible value for PELLET ASC.

Invoices for services intended to promote the marketing of products and/or other services shall be paid after confirmation of the effective performance of the service by PELLET ASC. These invoices and the rebates shall not be unilaterally compensated against the sales invoices for the products and may not be deducted from the payment of the sales invoices, any unilateral deduction constituting both a restrictive competitive practice within the meaning of Article L. 442-1 of the French Commercial Code and a failure to pay by the Customer. When the amount of a financial advantage (remuneration for the provision of services or rebate) is determined by applying a percentage to the turnover, this turnover is understood to be net of all duties, contributions and taxes. The rebate base shall consist of the turnover actually collected minus any sums withheld by the Customer for any reason whatsoever and in particular for the invoicing of logistics penalties, regardless of their motivation, without PELLET ASC's prior written acceptance.

9. Reminder of the scope of Article L. 441-17 of the French Commercial Code

In accordance with the mandatory provisions of Article L. 441-17 of the French Commercial Code, any logistics penalties must, in any event, be (i) strictly proportionate to the damage actually suffered by the Customer with regard to the non-performance of commitments within the limit of a ceiling equivalent to 2% of the value of the products ordered falling within the category of products in which the non-performance of contractual commitments was noted and (ii) limited only to cases where the failure would have actually caused a stock shortage on the shelves. In application of the mandatory provisions of Article L. 441-17 of the French Commercial Code and the DGCCRF Guidelines of 21 September 2023, the Customer must, in good faith, and at the same time as sending the penalty notice, provide written proof of the existence of the damage suffered as a result of the act attributed to PELLET ASC by demonstrating and documenting it as well as the existence of the causal link between the alleged contractual breach and the damage suffered. Furthermore, and in accordance with the mandatory provisions of Article L. 441-17 of the French Commercial Code, automatic deductions from the invoice amount shall be strictly prohibited.

10. Complaints and returns

a. Complaints

Without prejudice to the arrangements to be made with respect to the carrier, apparent defects or non-conformity of the product delivered to the product ordered or to the shipping order must be stated in writing to PELLET ASC no later than three (3) days following receipt of the goods. Complaints concerning the apparent non-conformity of the goods may only be taken into account if they have been brought to the attention of PELLET ASC before the installation of the products. The Customer shall be responsible for providing any justification as to the reality of the defects or anomalies noted. It must give PELLET ASC every opportunity to note these defects and to remedy them. It shall refrain from carrying out any work or having a third party carry out any work for this purpose. For products sold in packaged form, the weights and measurements at departure shall be proof of the quantities delivered. Any claim relating to the quality of goods may not under any circumstances suspend payment thereof, unless a defect has been previously acknowledged by PELLET ASC before the invoice is due. In the event of an apparent defect or non-conformity of the products delivered, duly noted by PELLET ASC under the conditions set out above, the Customer may obtain a free replacement or refund of the products at PELLET ASC's discretion, excluding any compensation or damages.

b. Returns

Goods must only be returned freight collect and after the written agreement from PELLET ASC, failing which returns shall be refused by the reception department.

No returns shall be accepted for:

- decorative wall panels and associated accessories;
- custom-made washbasin tops or those including a specific option (tap hole, cut-out, splashback, etc.); and
- electrical equipment.

Returned goods shall be accompanied by a return slip to be attached to the package and must be in the condition in which the supplier delivered them, without any trace of use, modification or deterioration.

In cases where a return is accepted, the following conditions shall apply:

- A 10% deduction on the initial value shall be applied for products returned within a maximum of one month (1) from the date of purchase;
- A 30% deduction shall be applied for products returned between one (1) and twelve (12) months from the date of purchase;
- No returns shall be accepted after twelve months.

11. Warranty

PELLET ASC's warranty shall be limited to use of the products in compliance with: (i) the intended uses, (ii) the conditions adapted to the technical specifications of the products, (iii) the standards in force, (iv) the recommendations for use, and (v) regular servicing and maintenance in accordance with PELLET ASC's recommendations. The warranty shall exclude all damages, and in particular all costs related to the installation or removal of the products, transport, travel and other costs, whatever the cause.

The warranty shall also exclude damage caused by:

- inappropriate use, modification, installation or incorrect assembly of the product;
- insufficient maintenance or maintenance that does not comply with PELLET ASC's instructions;
- the use of abrasive, corrosive or chlorinated products on the product;
- inadequate water quality (scale deposits, sand, etc.) or lack of ventilation in the room;
- natural wear and tear of parts; and
- chemical or electrolytic phenomena of the installation.

It shall not cover modifications to the products made by the Customer or by a third party and without PELLET ASC's prior agreement or with parts that are not original.

The warranty shall also exclude damages related to a potential interruption of activity or those caused to property (other than the property concerned) and people. The warranty shall not cover wear parts such as seals, rubber gaskets, valves, etc.

The products must be installed in such a way that they can be removed without causing damage to either the products themselves or the surrounding elements. The warranty shall apply only to products manufactured by PELLET ASC. PELLET ASC shall only replace defective parts free of charge after assessment by PELLET ASC's technical departments, and the replacement shall be made with identical parts, or, if this is not possible, with parts with equivalent characteristics and allowing equivalent use. Any warranty service (repair, replacement, modification of a product) during the warranty period shall not result in an extension of its initial duration and the implementation of the warranty may not under any circumstances be used as a reason to delay payments due to PELLET ASC. The supply of spare parts necessary for the normal use of the product shall be ensured for two (2) years from the end of the marketing of said product. Any decision by the Customer to organise a product recall, for any reason whatsoever, without having obtained PELLET ASC's prior written agreement on this point or which has not been imposed by a competent authority shall be fully unenforceable against PELLET ASC. As such, all costs or expenses generated by the Customer as a result of this recall of PELLET ASC products shall remain the exclusive responsibility of the Customer.

12. Limitation of liability

PELLET ASC's liability shall be limited to the replacement of parts deemed defective by its technical department, and shall be excluded in the cases mentioned in Article 11. In any event, PELLET ASC's liability shall be limited to direct material damage caused to the Customer, foreseeable at the time of conclusion of the sales contract (in accordance with Article 1231-3 of the French Civil Code) and proven by the latter, excluding immaterial or indirect damage. The Customer warrants that its insurers or any third parties in contractual relationships with it shall not bring any claims against PELLET ASC and its insurers beyond the limits and exclusions set out below.

13. Force Majeure

PELLET ASC shall not be held liable for any direct or indirect consequences suffered as a result of a case constituting force majeure as defined by the consistent case law of the French courts, pursuant to Article 1218 of the French Civil Code.

The following are considered cases of force majeure, without this list being exhaustive: epidemics or pandemics, social unrest, strikes of any kind, disruptions in means of transport and supply problems, war, riots, fire, accidents, and, more generally, all events that may be qualified as "force majeure" by the case law of the French Courts and Tribunals. In the event of a case of force majeure, PELLET ASC shall inform the Customer in writing as soon as possible and indicate the reasons why it is unable to perform its obligations. In such a case, PELLET ASC's obligations shall be suspended for the entire duration of the case of force majeure, without compensation, damages or other costs.

14. Unforeseen circumstances

In accordance with the provisions of Article 1195 of the French Civil Code, the Parties agree that in the event that the data on which an order is based is modified to such an extent that the execution of the contract by PELLET ASC becomes excessively difficult, they shall consult each other and shall, in good faith, demonstrate mutual understanding in order to agree on the adjustments that appear strictly necessary following circumstances that were not reasonably foreseeable on the date of conclusion of the order and this in order to re-establish the conditions for a fair and lasting agreement. In the event of refusal or a failure of the renegotiation, PELLET ASC reserves the right to cancel the order by sending a registered letter with acknowledgement of receipt to the Customer, without giving rise to any compensation, damages or other costs that can be claimed from it.

15. Retention of title

All products sold shall remain the property of PELLET ASC until full and effective payment of their price in principal, interest and incidental expenses. The transfer of risks shall take place upon delivery. Failure to pay the price on the agreed due date may result in the products being reclaimed. The products in the possession of the Customer shall be presumed to be unpaid products. The products must then be returned immediately to PELLET ASC at the expense and risk of the Customer, which undertakes to do so, upon simple request. The Customer therefore undertakes to take out an insurance contract immediately to cover the risks of loss, theft or destruction of the designated goods.

16. Industrial and intellectual property

The intellectual property rights of PELLET ASC shall include in particular the names, brands, logos, visuals or any other distinctive sign (hereinafter together, the "Distinctive Signs").

As such, it is prohibited to:

- denigrate or discredit the brands, trade names, goods, services or activities or any other Distinctive Sign of PELLET ASC;
- take undue advantage of the reputation attached to a brand, a trade name, or any other Distinctive Sign of PELLET ASC; and
- copy or imitate any PELLET ASC brand, trade name, logo, label, or any other Distinctive Sign of a PELLET ASC product.

It is recalled that the sale of the products does not grant the Customer any license or right of use on the brands, logos, packaging and in general, on the creations relating to the intellectual property and/or any other Distinctive Sign of PELLET ASC and/or its products. The Customer undertakes to inform PELLET ASC in advance if PELLET ASC's brands and other Distinctive Signs and the image of its products are used for advertising or promotional purposes. The Customer undertakes to inform PELLET ASC without delay in the event that it becomes aware of any act of unfair competition and/or infringement of intellectual property rights associated with the products sold by PELLET ASC. The Customer undertakes to make its best efforts to provide any assistance required to stop such infringements. Notwithstanding the foregoing, PELLET ASC alone shall determine the appropriate measures to protect its intellectual property rights.

17. Free negotiation and letters of reservations

The parties undertake to conduct their commercial negotiations in good faith in accordance with Articles 1104 and 1112 of the French Civil Code. PELLET ASC shall communicate its GTCS to the Customer every year, and these shall constitute the basis of the commercial negotiation. As part of the resulting annual negotiation, the Customer may be required to propose to PELLET ASC purchasing and/or referencing and/or logistics conditions and/or a single agreement or any other similar document. Depending on their content, and in particular in the event of contradictory clauses, PELLET ASC reserves the right to express reservations about its proposals on the basis of the principles set out in its GTCS, reservations without which PELLET ASC would not have entered into the contract. Since these reservations are an integral part of PELLET ASC's manifestation of will, they form part of the contract formed between the parties, as long as they have not been denounced by the Customer within a reasonable period before the date of 1st March, the date on which the parties are required to regularise a single agreement.

18. Applicable law - Attribution of jurisdiction

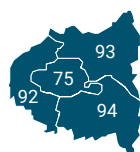
All contractual relations between PELLET ASC and the Customer are subject to French law. Only the French language must be used. Any dispute relating to the validity, interpretation and execution of the GTCS shall be subject to the exclusive jurisdiction of the courts of Marseilles (France), unless PELLET ASC prefers to refer the matter to any other competent court. The jurisdiction clauses contained in the Customers' documentation cannot prevent the application of this clause.



Our prices are subject to change; consult the latest updates on our website

www.pellet-asc.fr. PELLET ASC / S.A.S with share capital of €1,578,200 / Trade & Companies Register Lyon B 390 425 197





UNDA

Harald BIGOT

Key Accounts Representative
Tel. +33 (0)6 03 62 61 58
harald.bigot@agenceunda.fr

Guillaume Auxepaules

Craftsmanship contact
Tel. +33 (0)6 72 94 82 41
guillaume.auxepaules@agenceunda.fr

Jérémy ROBLLOT

Tel. +33 (0)7 61 81 46 28
jeremy.roblot@agenceunda.fr

Gaëtan MAERTENS

Self-service contact
Tel. +33 (0)7 61 81 50 10
gaetan.maertens@agenceunda.fr

Thierry LAMPIN

Tel. +33 (0)6 46 30 05 05
lampinthierry59@gmail.com

Françoise Lampin

Tel. +33 (0)6 21 09 58 90
lampinfrancoise59@gmail.com

Stéphane Thierry

Tel. +33 (0)6 80 71 11 87
as2t.sthierry@gmail.com

François ELLENA

Tel. +33 (0)6 07 51 28 36

Jean-Philippe Baqué

Tel. +33 (0)6 62 24 29 81

Thierry Fossé

Tel. +33 (0)6 15 02 33 02

Guillaume KIEFFER

Tel. +33 (0)6 37 49 52 80
guillaume@vkdistribution.fr

Cédric Werle

Tel. +33 (0)7 78 41 41 83
cedric@vkdistribution.fr

Thibault Louis

Tel. +33 (0)7 88 13 23 03
thibault@vkdistribution.fr

ARCYS – NOTHAM

Office: Lydie Gabriel

Tel. +33 (0)7 74 83 39 09
societe.arcys@orange.fr

François-Xavier MATHON

Tel. +33 (0)6 80 05 34 91
fxmathon@orange.fr

Fabrice MATHON

Tel. +33 (0)6 09 49 69 83
fabrice.mathon@wanadoo.fr

Damien GACHET

Tel. +33 (0)6 71 14 90 04
damiengachet@orange.fr

Mathieu MARCHADIER

Tel. +33 (0)6 68 19 54 15
mmarchadier@orange.fr

EAURKA

Departments: 18, 36, 37, 41, 45, 89

Sylvain BRANDY

Tel. +33 (0)6 44 31 65 05
sylvain.brandy@eurarka.fr

Hervé CARROUÉ

Tel. +33 (0)6 45 03 41 60
herve.carroue@eurarka.fr

Departments: 87

Steve SILVA

Tel. +33 (0)6 07 62 10 36
steve.silva@eurarka.fr

Armand TOURETTE

Tel. +33 (0)6 31 28 88 47
armand.tourette@eurarka.fr

EUROCONTACT PARTNER

Jean-Philippe Flament

Tel. +33 (0)6 07 75 91 88
jpflament@flamentsas.fr

Departments: 22, 29, 35, 44, 49, 53, 56, 72

Guillaume Régnier [Prescription]

Tel. +33 (0)6 07 80 24 02
guillaume.eurocontact@flamentsas.fr

Departments: 22, 29, 35, 44, 53, 56

Maximilien David [Distribution]

Tel. +33 (0)6 48 51 12 87
max.eurocontact@flamentsas.fr

Departments: 22, 29, 35, 44, 56, 85

Julien Le Gohlisse [Showroom]

Tel. +33 (0)6 89 32 19 94
julien.eurocontact@flamentsas.fr

Departments: 49, 72, 79, 86

Christophe Martins [Showroom]

Tel. +33 (0)7 88 81 00 85
christophe.eurocontact@flamentsas.fr

Bruno DEVIC

Tel. +33 (0)6 85 05 03 01
bruno.devic@agencedevic.fr

Departments: 09, 12, 31, 32, 46, 48, 65, 81, 82

Séverine CONDIS [Showroom]

Tel. +33 (0)7 85 21 62 66
severine.condis@agencedevic.fr

Guillaume Siot [Prescription]

Tel. +33 (0)6 75 49 94 96
guillaume.siot@agencedevic.fr

Departments: 16, 17, 24, 33, 40, 47, 64

Alexandre Peyré [Showroom]

Tel. +33 (0)6 07 22 58 75
alexandre.peyre@agencedevic.fr

Christophe Paly [Prescription]

Tel. +33 (0)6 70 39 27 54
christophe.paly@agencedevic.fr

AUGURES

Benoit Vernet

Tel. +33 (0)6 22 73 13 51
bureau.vernet@gmail.com

Boris Audran

Tel. +33 (0)6 74 57 57 18
borisaudran.pro@gmail.com

Romain Vendange

Tel. +33 (0)6 49 13 39 58
romainvendange.pro@gmail.com

Nathalie Esmieu [Showroom]

Tel. +33 (0)6 70 07 70 16
nathalie.esmieu@gmail.com

Clément Guillard

Tel. +33 (0)6 42 66 16 52
guillardclement.pro@gmail.com



EXPORT DEPARTMENT

Natalia Tolstykh

Export Manager
Tel. +33(0)6 65 08 58 25

Anne-Laure Damez

Tel. +33(0)4 78 96 82 25
annelaure.damez@pellet-asc.fr

Vincent Fischer (Germany)

vincent.fischer@pellet-asc.fr
Mobile: + 33 60 88 66 88 0

Olivier Claeysens (Belgium/Luxembourg)

Tel. +32 475 43 10 67
olivier@leaulisa.be

Overseas departments and territories - SOREPI

Lionel Lovatin

Tel. +33(0)6 86 86 18 42
sorepi.conseil@outlook.com

Thomas Bazin

Tel. +33(0)6 71 39 50 27
sorepi.conseil@outlook.com



Le soutien au quotidien

ZI de Chapotin - 240 rue des Frères Voisin - CS 270048
69967 Chaponnay cedex - France | Tél. +33 (0)4 78 96 82 20

www.pellet-asc.fr |    